




Specialty Systems Guide

INNOVATIONS IN SHADING SYSTEMS



Innovations IN SYMMETRY





Innovative
PRODUCTS

ROLLER SHADES



BLINDS

DRAPERY



HONEYCOMB

ROMANS



SKYLIGHTS

BOTTOM-UP



SPECIALTY



Angled Roller Shades - - - - -	5-8
Angled Cellular Shades - - - - -	9-11
Straight Bottom-Up Roller Shades - - - - -	12-14
Skylight Shades - - - - -	15-19
Arched Shades - - - - -	20-25
Horizontal Blinds - - - - -	26-28
Roman and Woven Shades - - - - -	29-33
Perfect Fit Introduction - - - - -	34-35
Perfect Fit Mud in Solutions for Roller Shades - - - - -	36-48
Perfect Fit Mud in Solutions for Drapery Tracks - - - - -	49-52
Perfect Fit Parts and Accessories - - - - -	53-57
Miscellaneous Parts - - - - -	58-69
About Us - - - - -	60-61

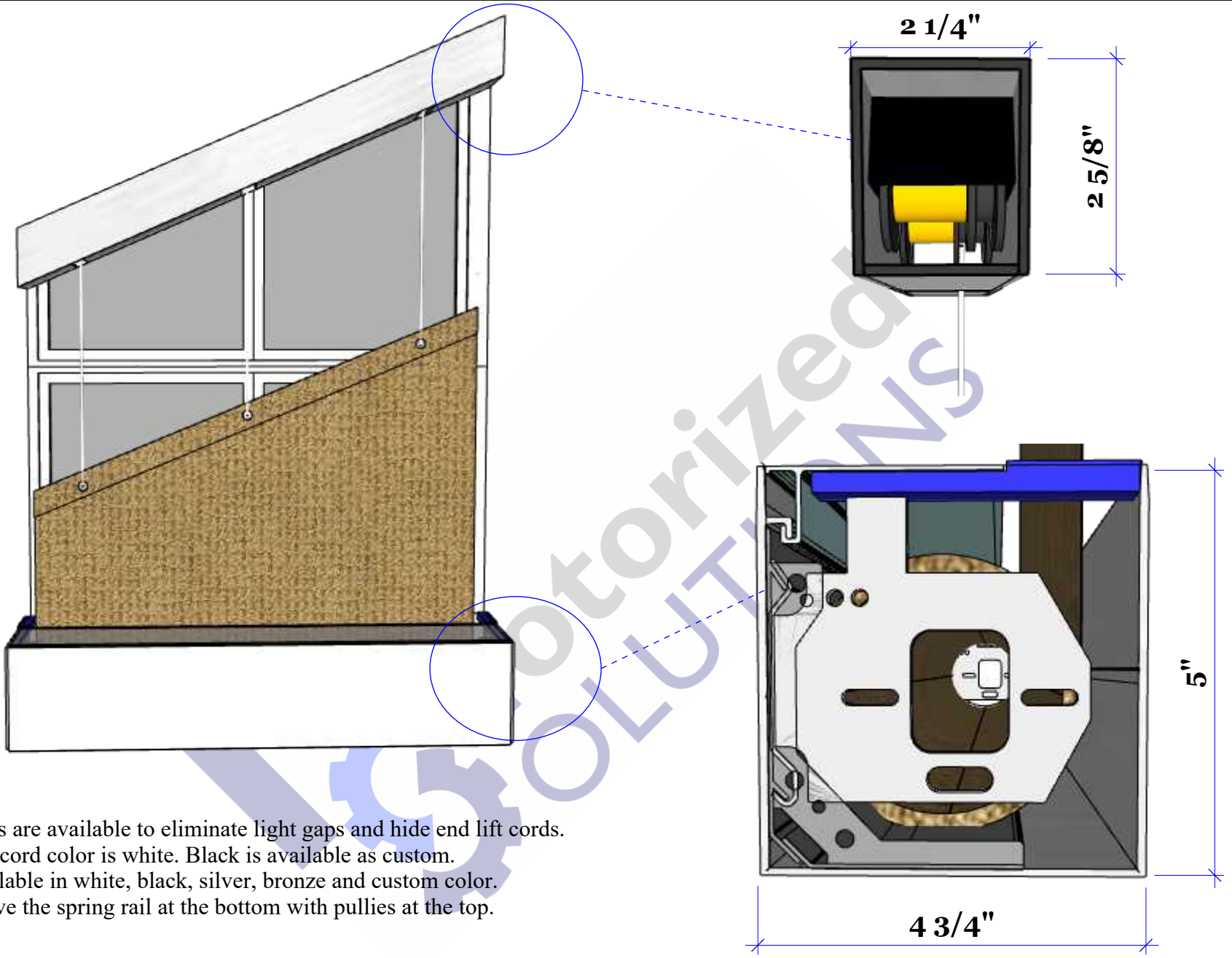
ANGLED ROLLER SHADES



Years of research and development by our shade craftsmen have resulted in an award winning bottom-up, angled, roller shade system. The shades fully retract to expose the glass and architectural features of your angled, trapezoid, and pyramid shaped windows. They are truly a one-of-a-kind solution.



BATTERY SIZE LIMITS - Limited Availability. *Contact customer service for details.*
WIRED SIZE LIMITS: 132" x 144" *Larger Sizes May Be Available*



- Notes:
- *Side channels are available to eliminate light gaps and hide end lift cords.
 - *Standard lift cord color is white. Black is available as custom.
 - *Metal is available in white, black, silver, bronze and custom color.
 - *Option to have the spring rail at the bottom with pulleys at the top.

Angled Bottom-Up Shades



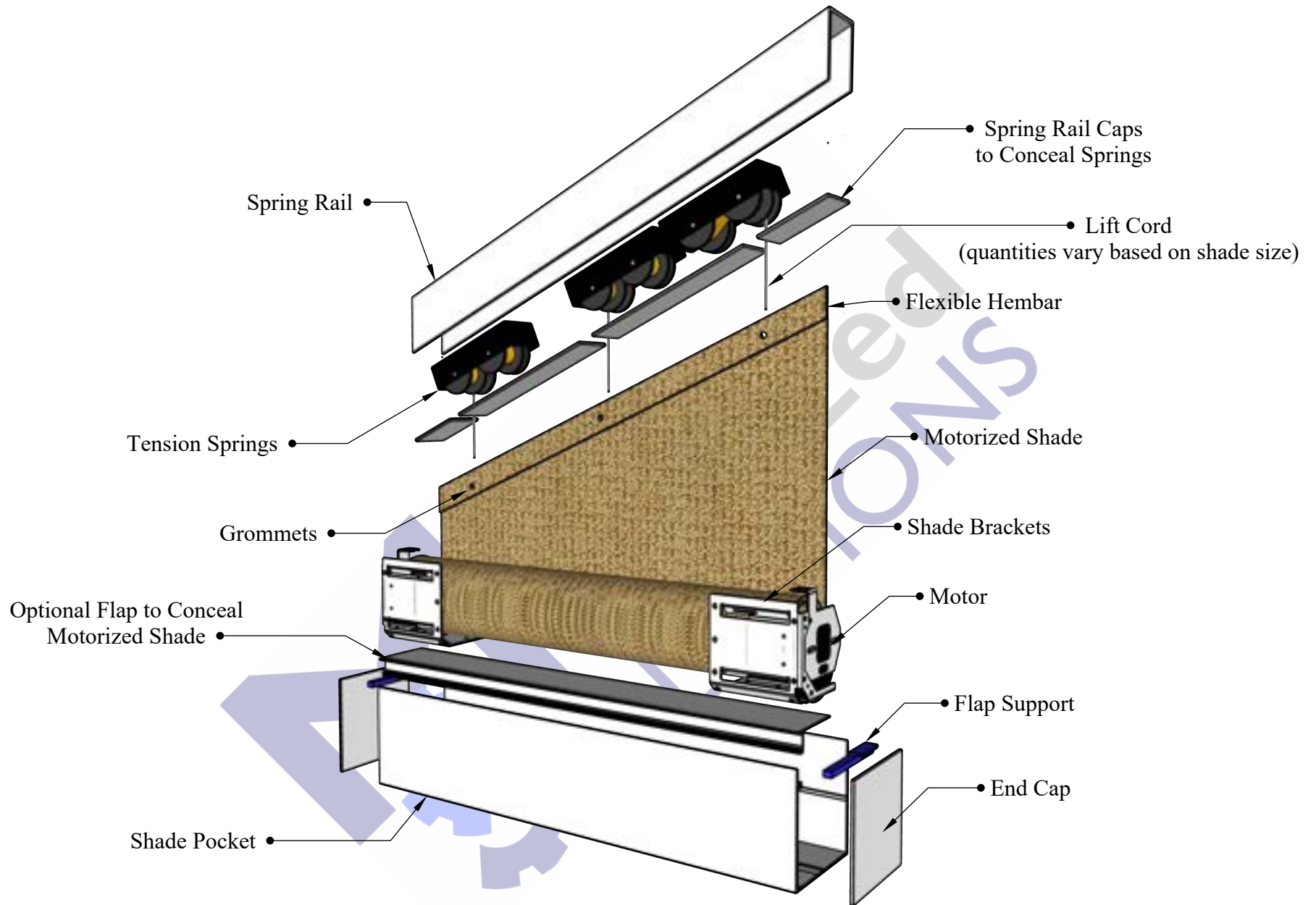
Motorized

SOLUTIONS

866-446-6867

REVISIONS		
	MM/DD/YY	REMARKS
1	--/--/--	...
2	--/--/--	...
3	--/--/--	...
4	--/--/--	...
5	--/--/--	...

A	01
---	----



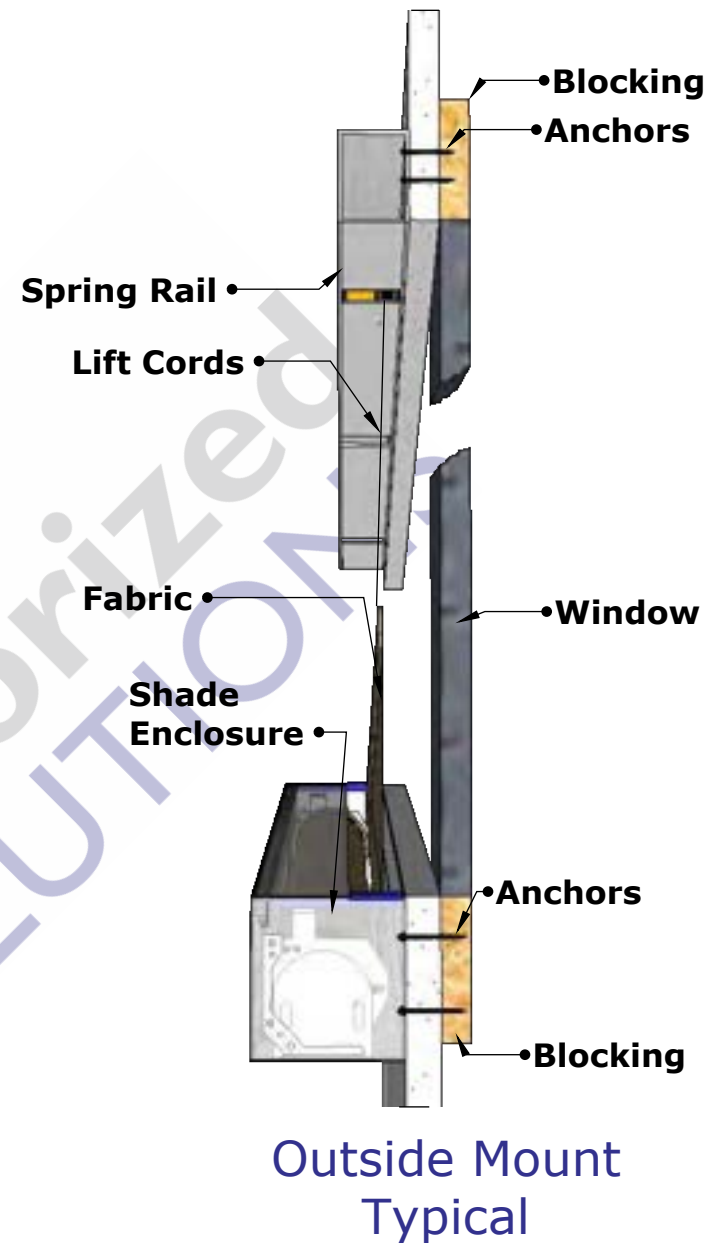
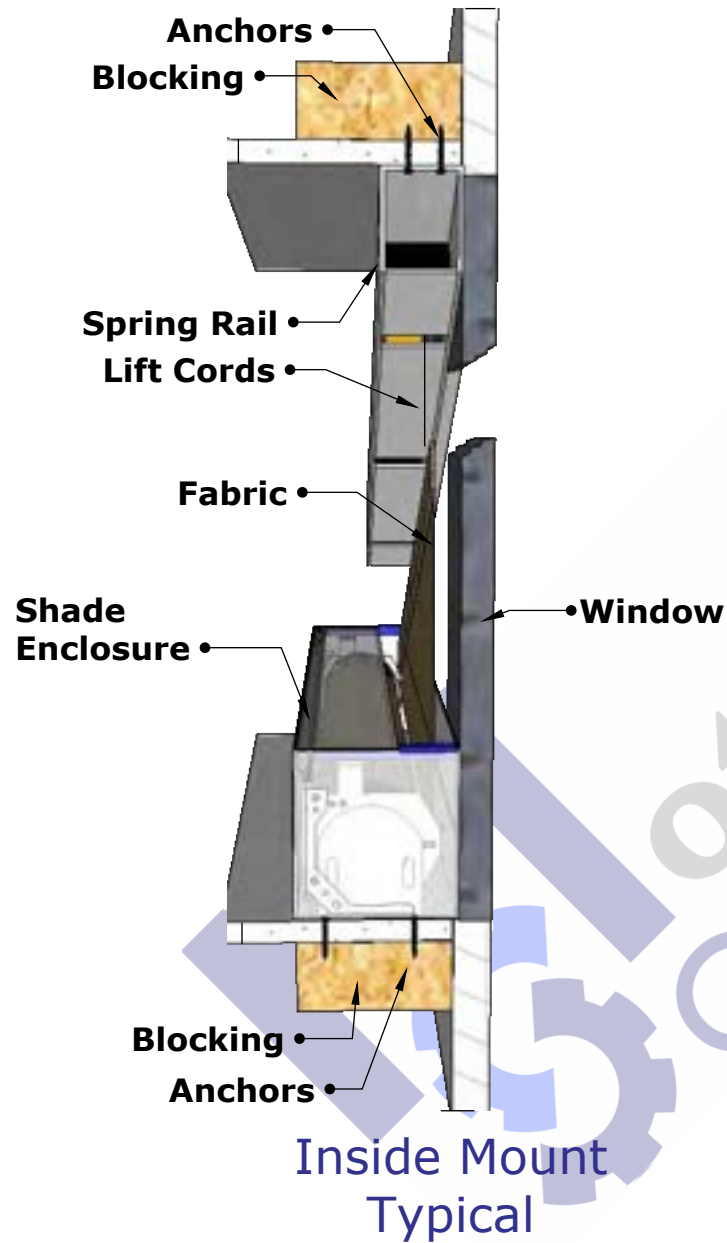
Angled Bottom-Up Shades Exploded View



REVISIONS		
	MM/DD/YY	REMARKS
1	--/--/--	...
2	--/--/--	...
3	--/--/--	...
4	--/--/--	...
5	--/--/--	...

A 02

A



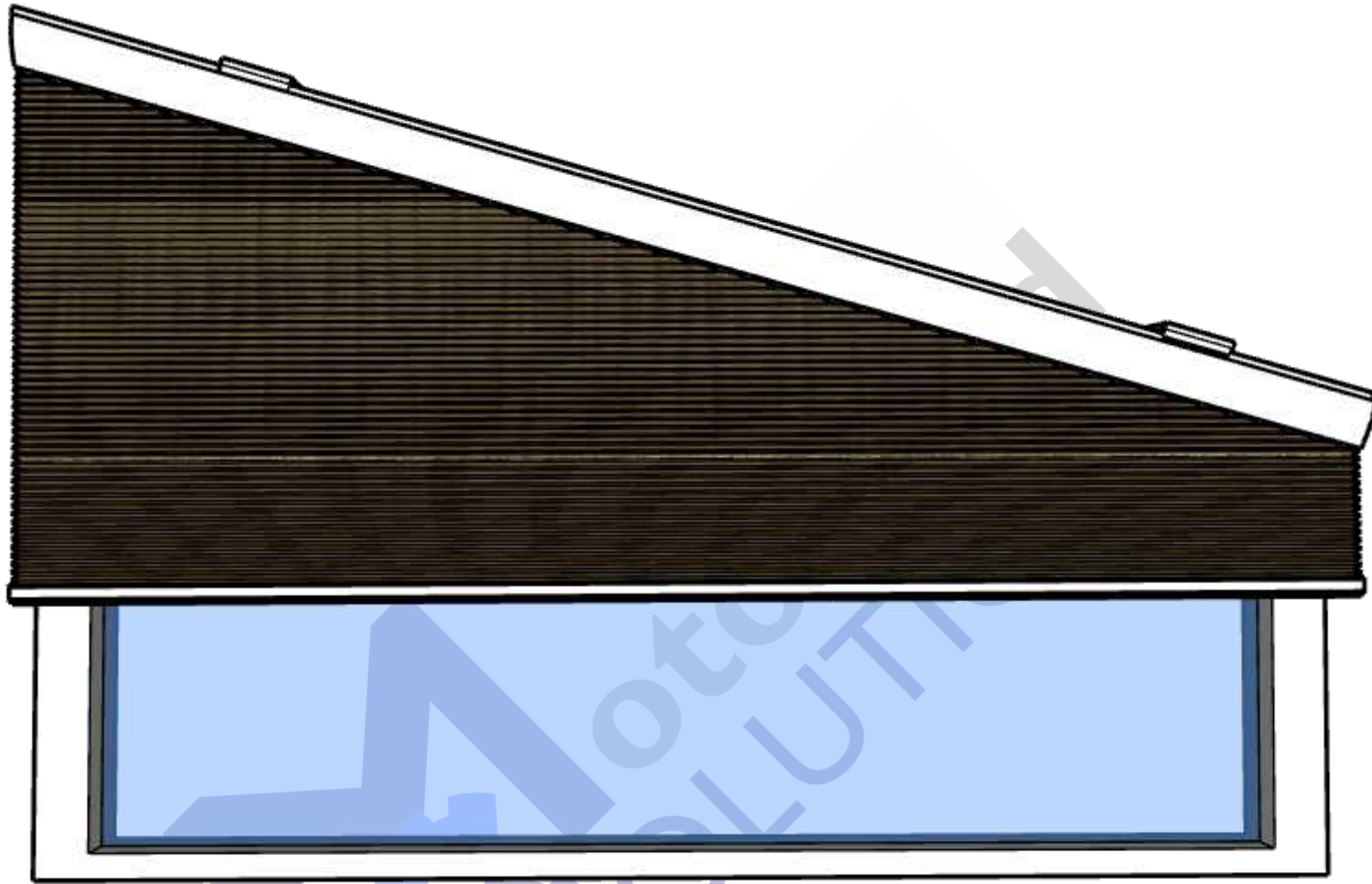
ANGLED CELLULAR SHADES



Our angled motorized cellular shades are hand crafted to custom fit each unique window. The system mounts at the top angled portion of the opening, fully retracting to expose the architectural features of your window. They are energy efficient in both cold and warm climates. Their honeycomb-like design traps air in distinct pockets, providing insulation to lower your energy consumption and assist with the efficiency of your home. Fabric options range from sheer to blackout. Cellular shades are an optimal choice for an energy focused design.



BATTERY SIZE LIMITS: 60" x 60" *Larger Sizes May Be Available*
WIRED SIZE LIMITS: 60" x 60" *Larger Sizes May Be Available*



Notes:

- *Any single cell honeycomb shade material
- *Headrail dimensions, bottom rail dimensions, and fabric stack will vary depending on style and size.
- *Headrail endcaps are not available on angled honeycomb shades.

Angled Honeycomb Shades

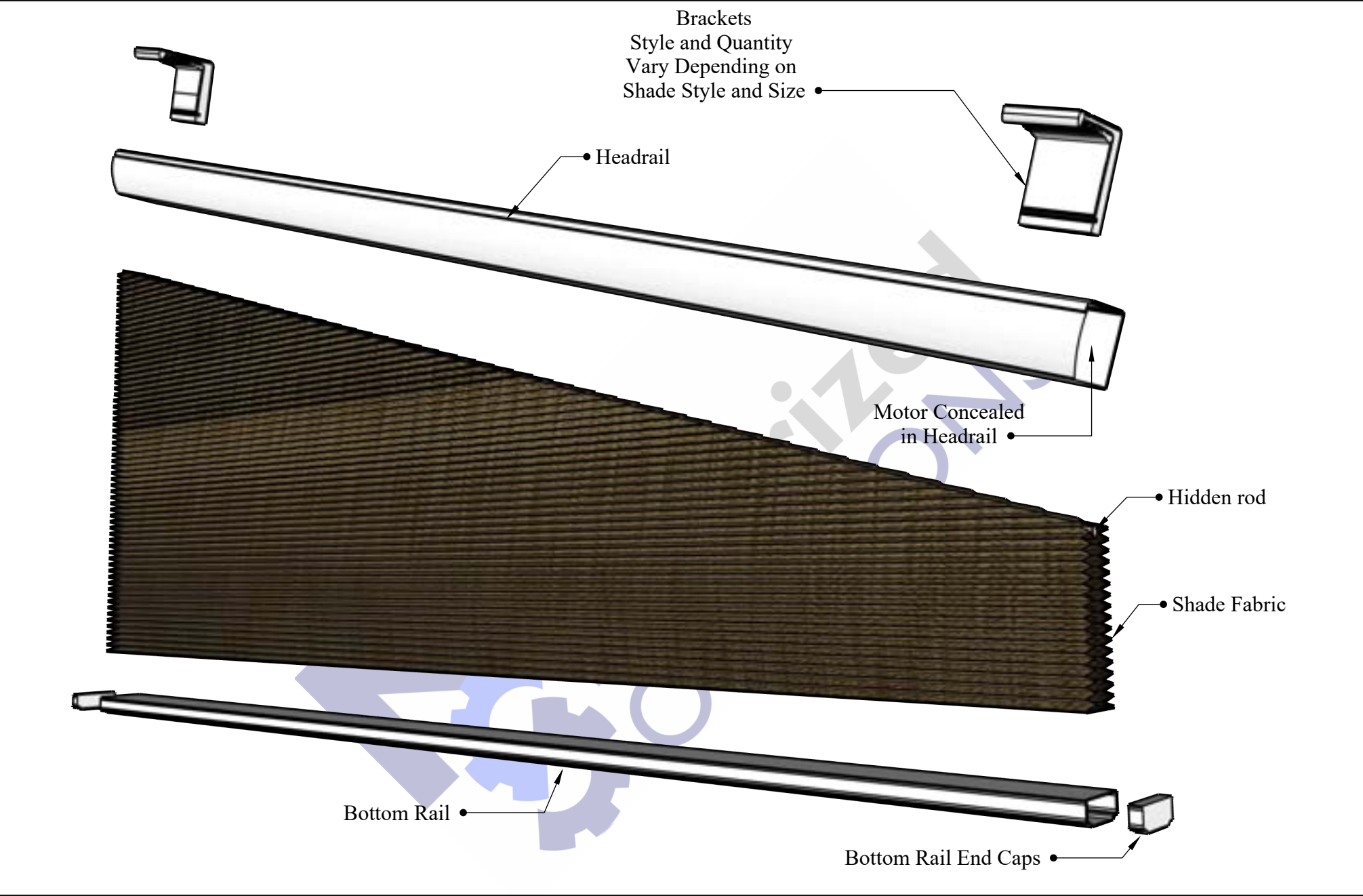


REVISIONS

	MM/DD/YY	REMARKS
1	--/--/--	...
2	--/--/--	...
3	--/--/--	...
4	--/--/--	...
5	--/--/--	...

01

A



Angled Honeycomb Shades
Exploded View



REVISIONS		
	MM/DD/YY	REMARKS
1	--/--/--	...
2	--/--/--	...
3	--/--/--	...
4	--/--/--	...
5	--/--/--	...

STRAIGHT BOTTOM-UP ROLLER SHADES

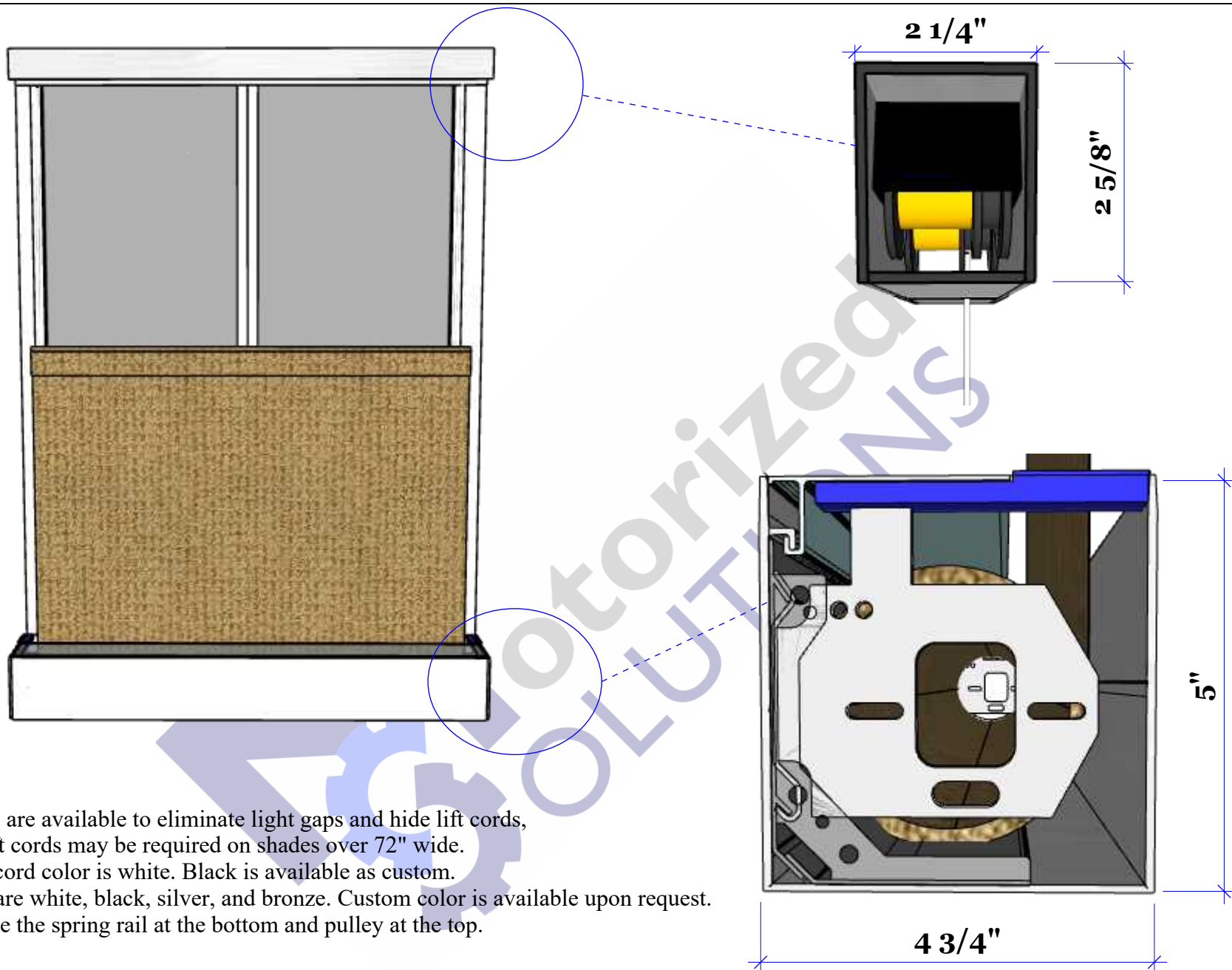


Bottom-up shades provide privacy while allowing natural light to illuminate the room. They deliver function to areas where privacy is a factor and furnish a beautiful aesthetic.



BATTERY SIZE LIMITS - Limited Availability. *Contact customer service for details.*

WIRED SIZE LIMITS: 180" x 180" *Larger Sizes May Be Available*



Notes:

- *Side channels are available to eliminate light gaps and hide lift cords,
- *Additional lift cords may be required on shades over 72" wide.
- *Standard lift cord color is white. Black is available as custom.
- *Metal colors are white, black, silver, and bronze. Custom color is available upon request.
- *Option to have the spring rail at the bottom and pulley at the top.

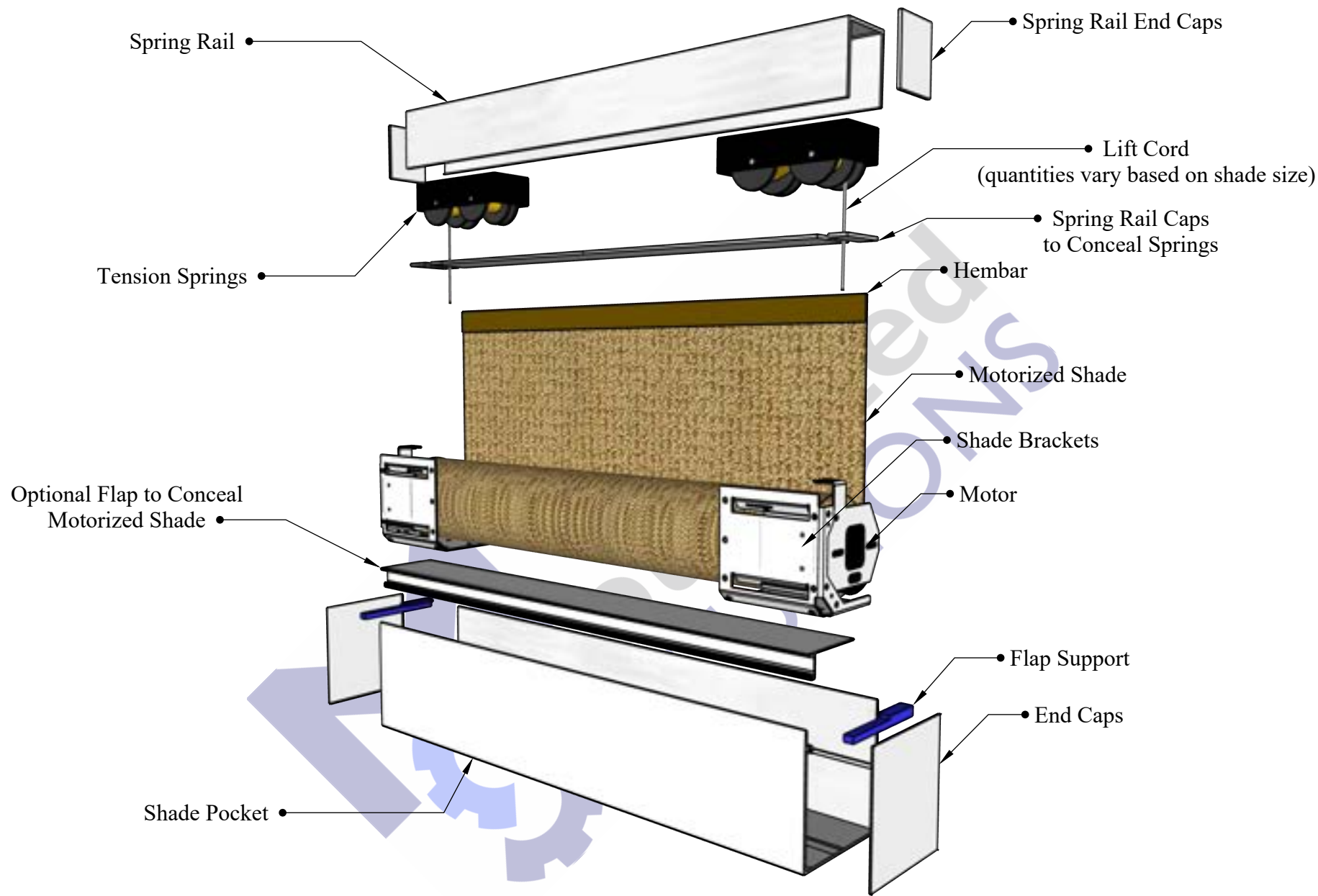
Straight Bottom-Up Shades



REVISIONS

	MM/DD/YY	REMARKS
1	--/--/--	...
2	--/--/--	...
3	--/--/--	...
4	--/--/--	...
5	--/--/--	...

A 01



Straight Bottom-Up Shades Exploded View



REVISIONS		
	MM/DD/YY	REMARKS
1	--/--/--	...
2	--/--/--	...
3	--/--/--	...
4	--/--/--	...
5	--/--/--	...

A 02

A

SKYLIGHT SHADES



Motorized skylight shades are available in a variety of different systems including our exclusive cellular skylight system featuring one of the only “no visible cord” skylight shades in the industry.



Motorized skylight “**rolling shades**” are available in a wide range of color and opacity options including sunscreens, light filtering, and blackout fabrics. Our sunscreen fabrics block up to 99% of UV and heat without impairing the view of the room.



Motorized skylight “**cellular shade**” systems allow many fabric options. You can provide a pattern and color from any major shade manufacturer, send us your existing shades, or choose from our collection of fine fabrics.



SKYLIGHT ROLLING/ROLLER SHADES

BATTERY SIZE LIMITS: Limited Availability. *Contact customer service for details.*

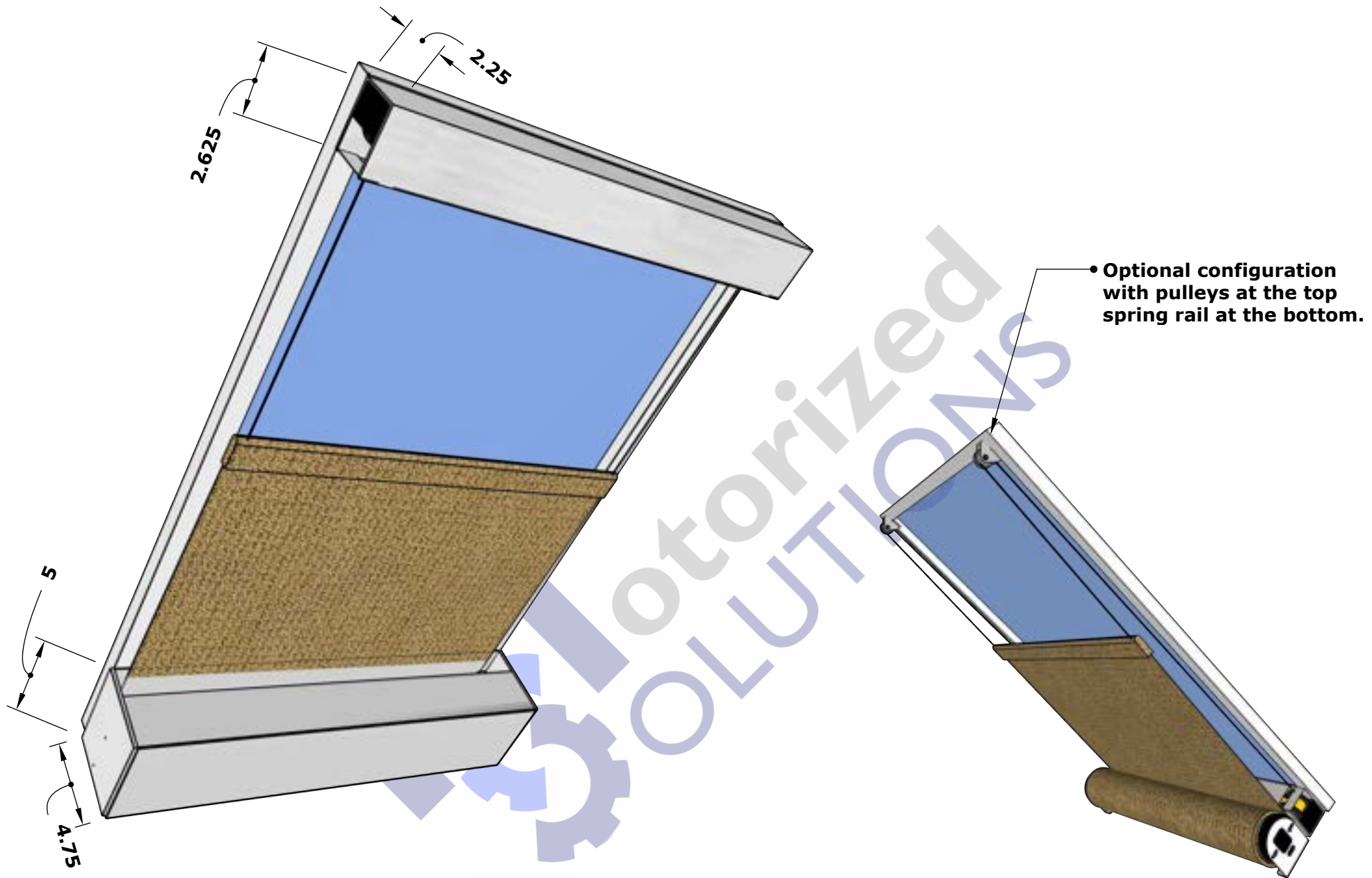
WIRED SIZE LIMITS: 96" x 120" *Larger Sizes May Be Available*



SKYLIGHT CELL SHADES

BATTERY SIZE LIMITS: 60" x 60" *Larger Sizes May Be Available*

WIRED SIZE LIMITS: 60" x 60" *Larger Sizes May Be Available*



Frameless Skylight Roller Shade

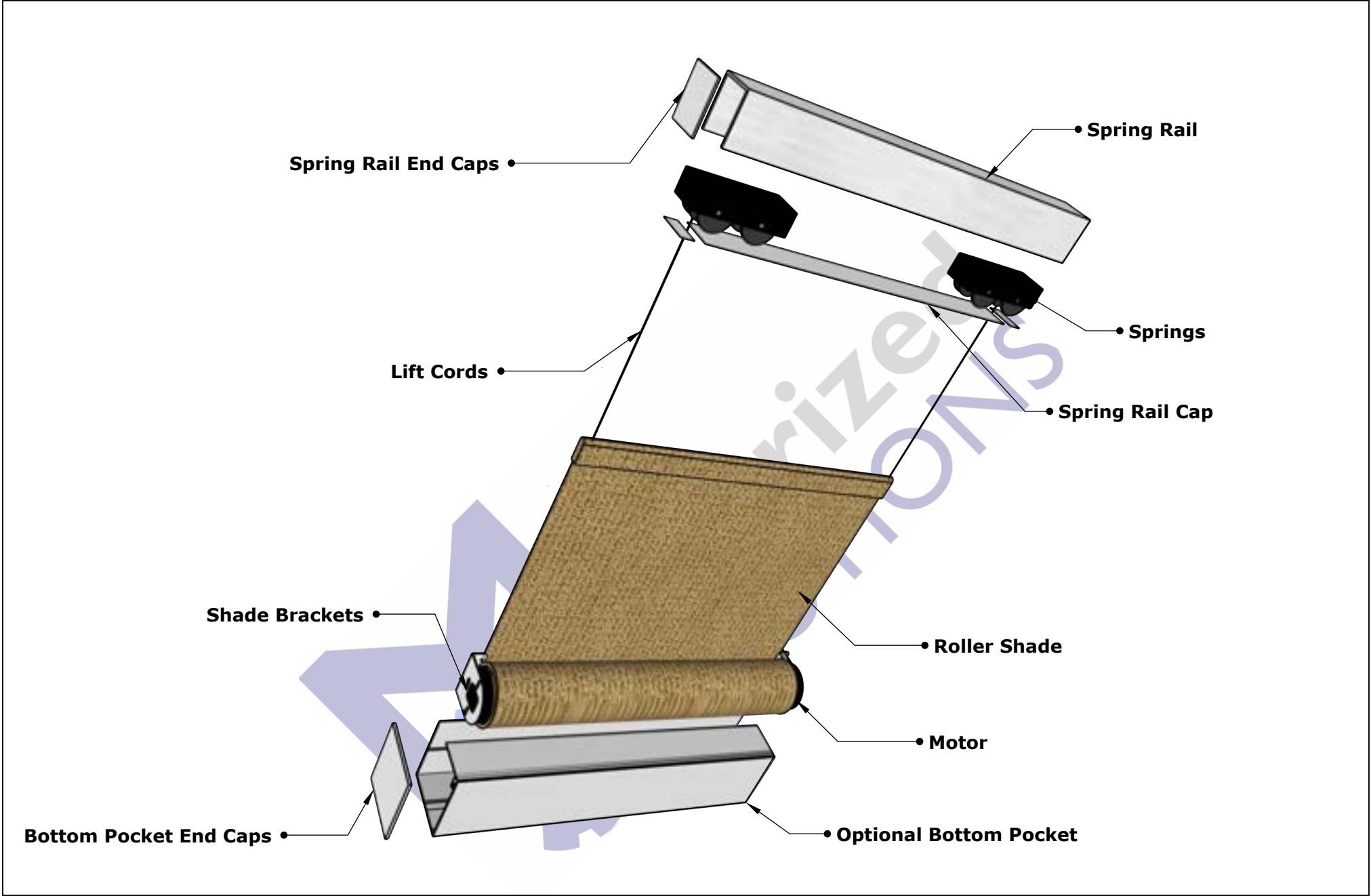
Motorized
SOLUTIONS
866-446-6867

REVISIONS

	MM/DD/YY	REMARKS
1	--/--/--	...
2	--/--/--	...
3	--/--/--	...
4	--/--/--	...
5	--/--/--	...

01

A



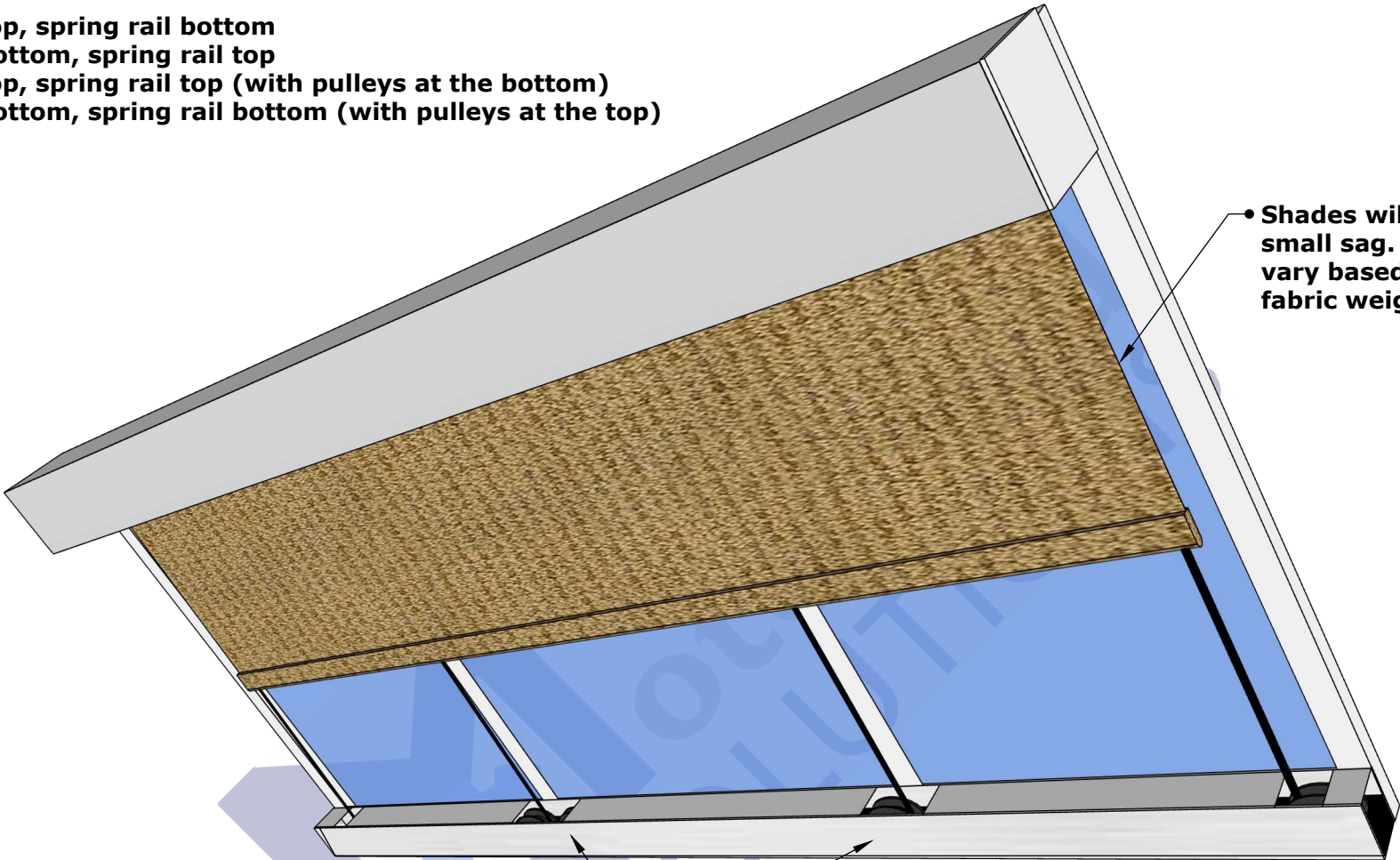
Frameless Skylight
Roller Shade



REVISIONS		
	MM/DD/YY	REMARKS
1	--/--/--	...
2	--/--/--	...
3	--/--/--	...
4	--/--/--	...
5	--/--/--	...

Optional configurations include:

- *Motor top, spring rail bottom**
- *Motor bottom, spring rail top**
- *Motor top, spring rail top (with pulleys at the bottom)**
- *Motor bottom, spring rail bottom (with pulleys at the top)**



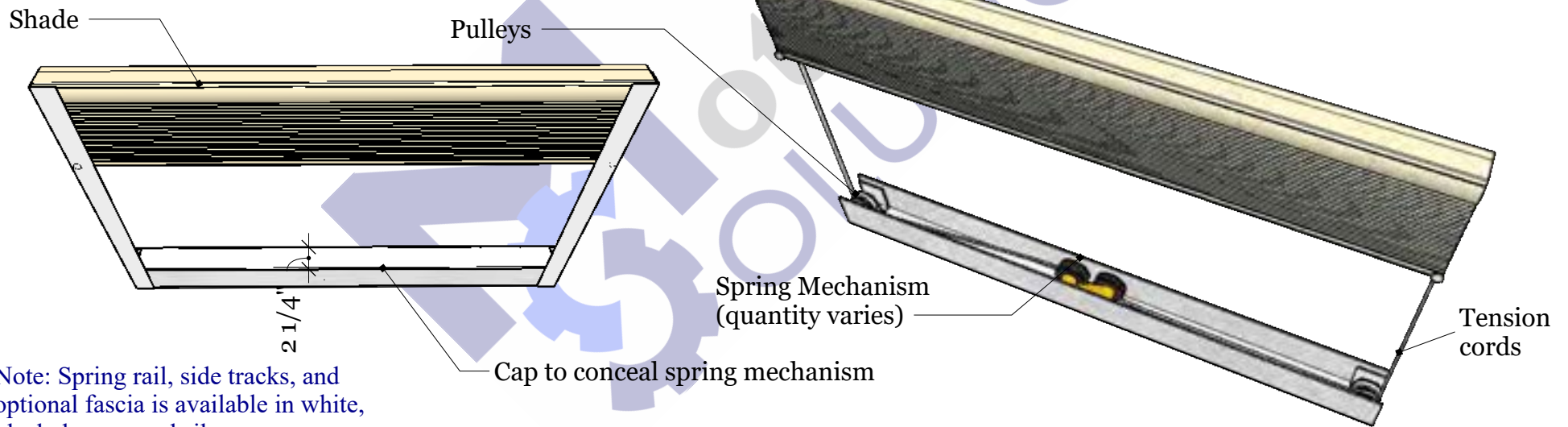
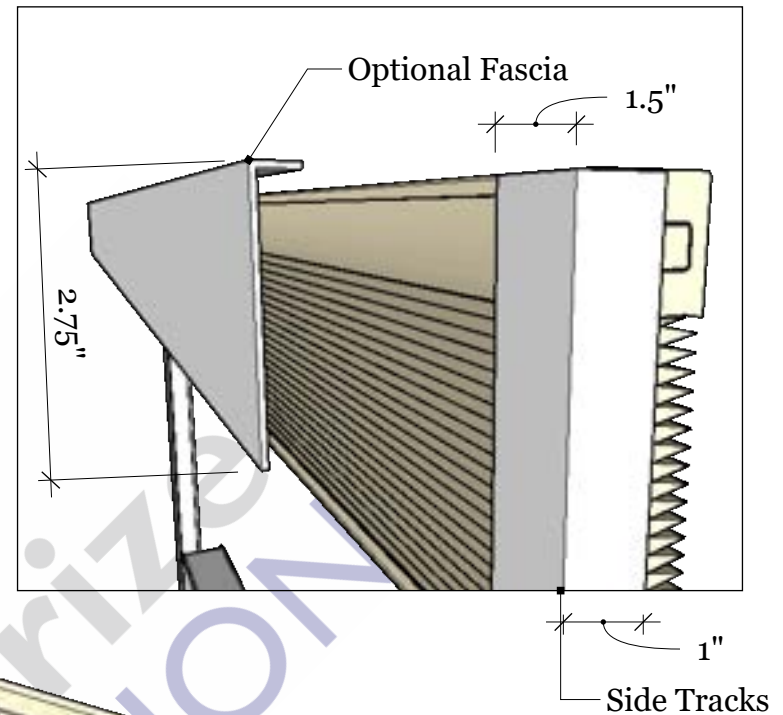
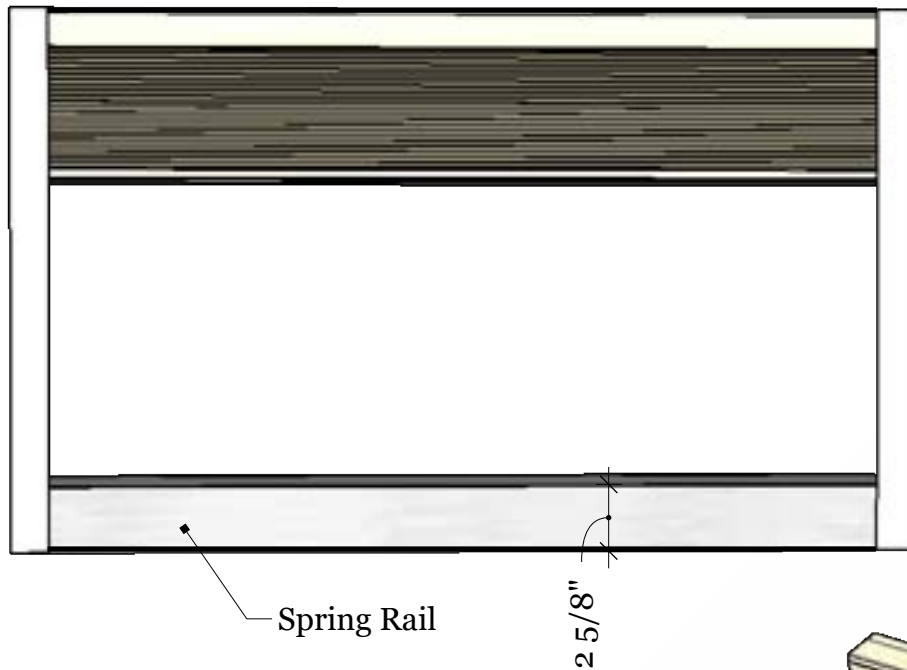
Frameless Skylight
Roller Shade



REVISIONS		
	MM/DD/YY	REMARKS
1	--/--/--	...
2	--/--/--	...
3	--/--/--	...
4	--/--/--	...
5	--/--/--	...

A 03

A



Note: Spring rail, side tracks, and optional fascia is available in white, black, bronze and silver

Honeycomb/Cell Skylight Shade

Motorized
SOLUTIONS
866-446-6867

REVISIONS

	MM/DD/YY	REMARKS
1	--/--/--	...
2	--/--/--	...
3	--/--/--	...
4	--/--/--	...
5	--/--/--	...

01

A

ARCHED SHADES



Arched shades are hand crafted by our shade artisans to custom fit the curvatures of your window. The shade rises from the bottom to fully cover the radius of the opening.

The shades feature a vast collection of soft, touchable fabrics with intriguing textures, weaves, and colors ranging from traditional to contemporary.



ARCHED ROLLING / ROLLER SHADES

BATTERY SIZE LIMITS: Limited Availability. *Contact customer service for details.*

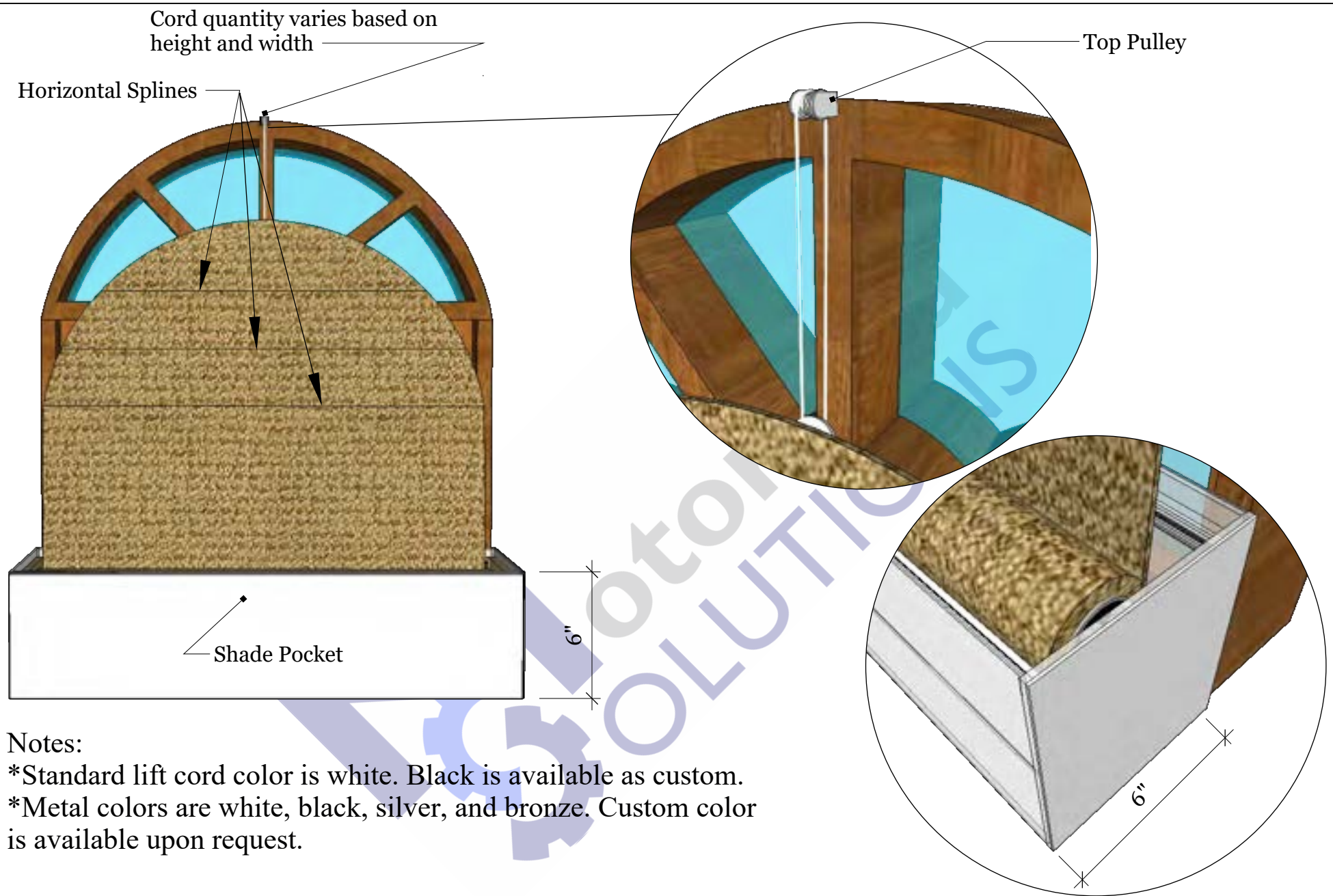
WIRED SIZE LIMITS: 84" x 84" *Larger Sizes May Be Available*



ARCHED CELL / HONEYCOMB SHADES

BATTERY SIZE LIMITS: 48" x 48" *Larger Sizes May Be Available*

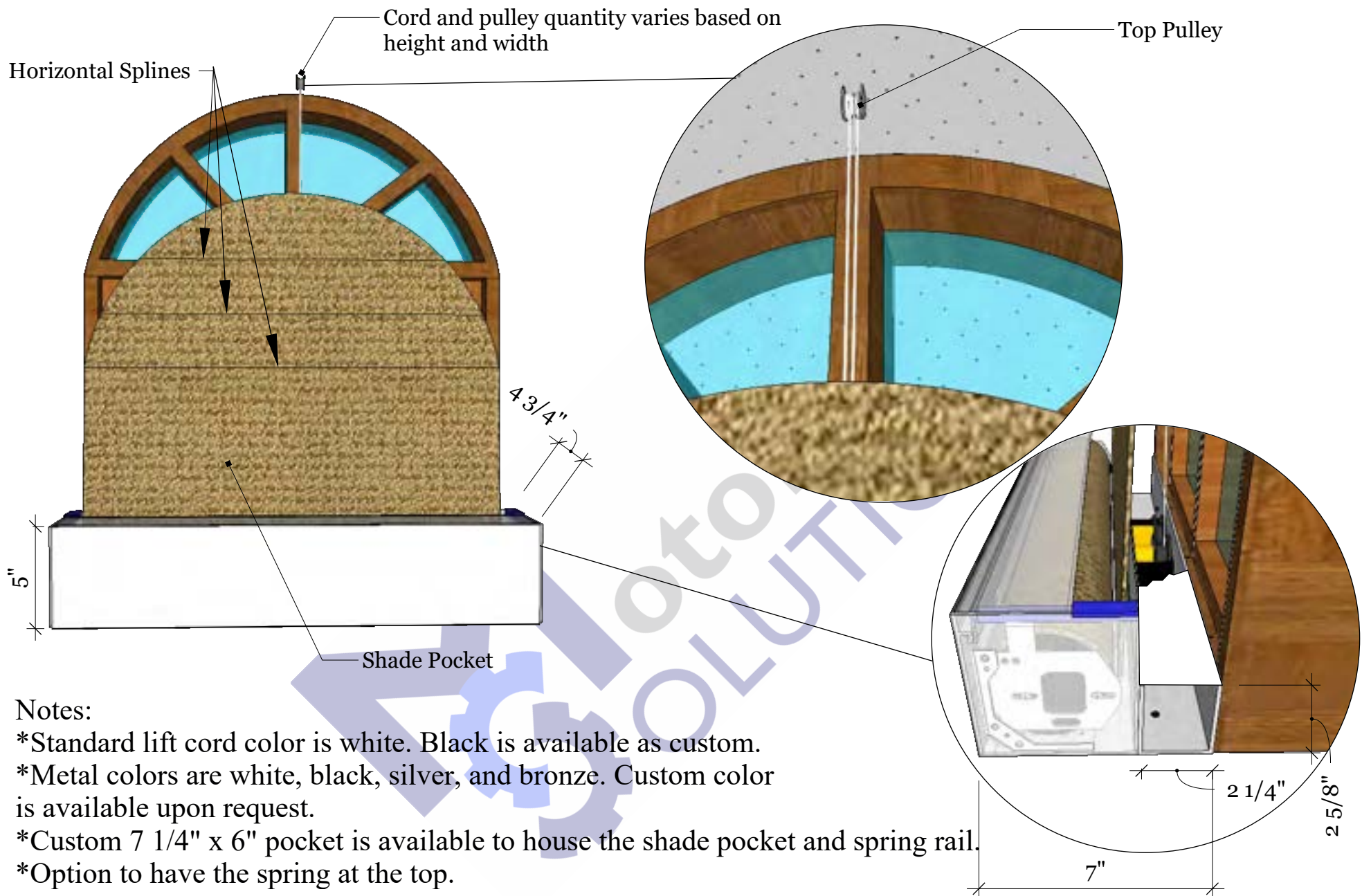
WIRED SIZE LIMITS: 48" x 48" *Larger Sizes May Be Available*



Bottom-Up Arch Standard



REVISIONS		
	MM/DD/YY	REMARKS
1	--/--/--	...
2	--/--/--	...
3	--/--/--	...
4	--/--/--	...
5	--/--/--	...



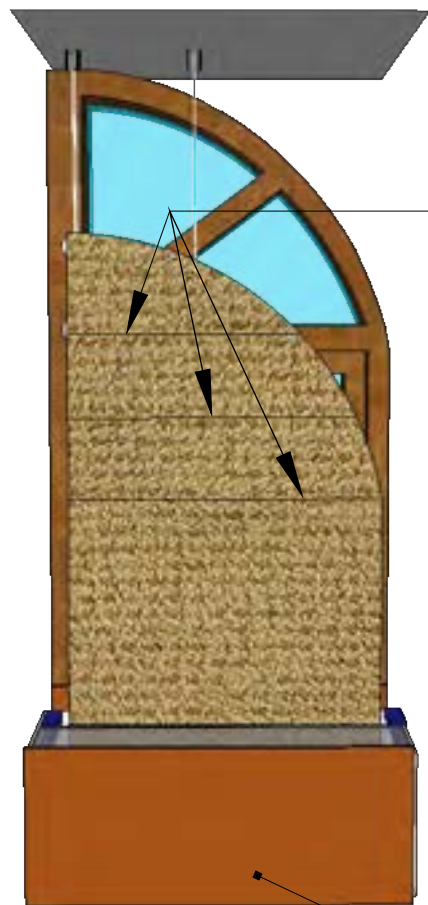
Bottom-Up Arch XL

Motorized
SOLUTIONS
866-446-6867

REVISIONS

	MM/DD/YY	REMARKS
1	--/--/--	...
2	--/--/--	...
3	--/--/--	...
4	--/--/--	...
5	--/--/--	...

A 01



Horizontal Splines
(Quantity and locations
will vary depending
on shade size)

Shade Pocket
(Optional 7 1/4" x 6" pocket shown)

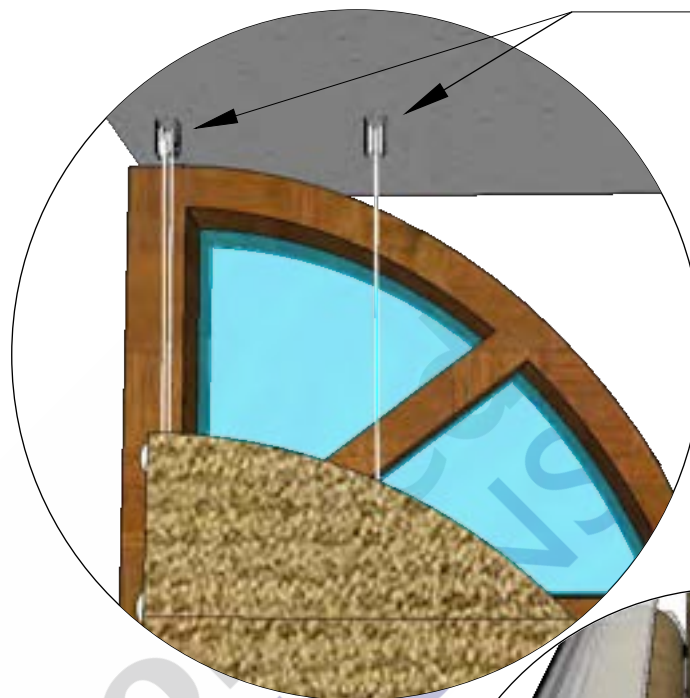
Notes:

*Standard lift cord color is white. Black is available as custom.

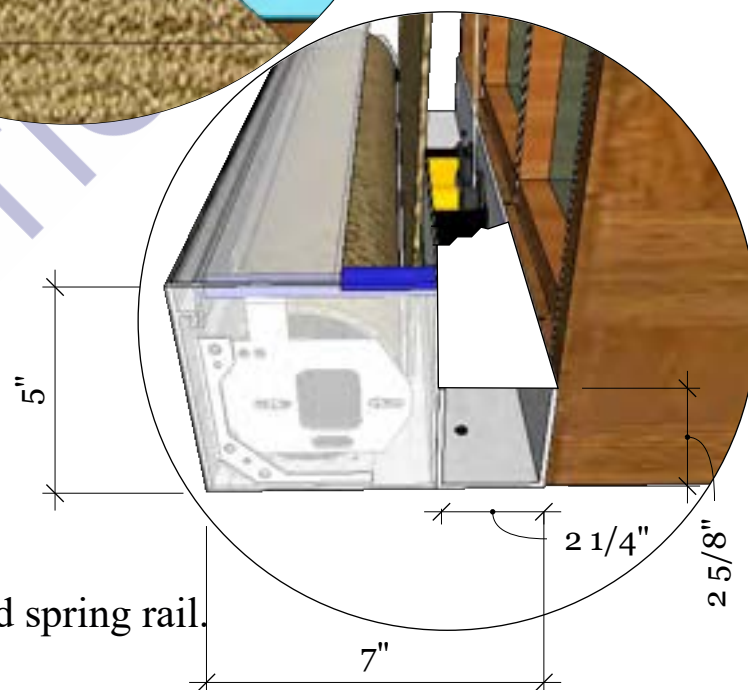
*Metal colors are white, black, silver, and bronze. Custom color is available upon request.

*Custom 7 1/4" x 6" pocket is available to house the shade pocket and spring rail.

*Option to have the spring at the top.



Top Pulley
(Quantity and locations
will vary depending
on shade size)



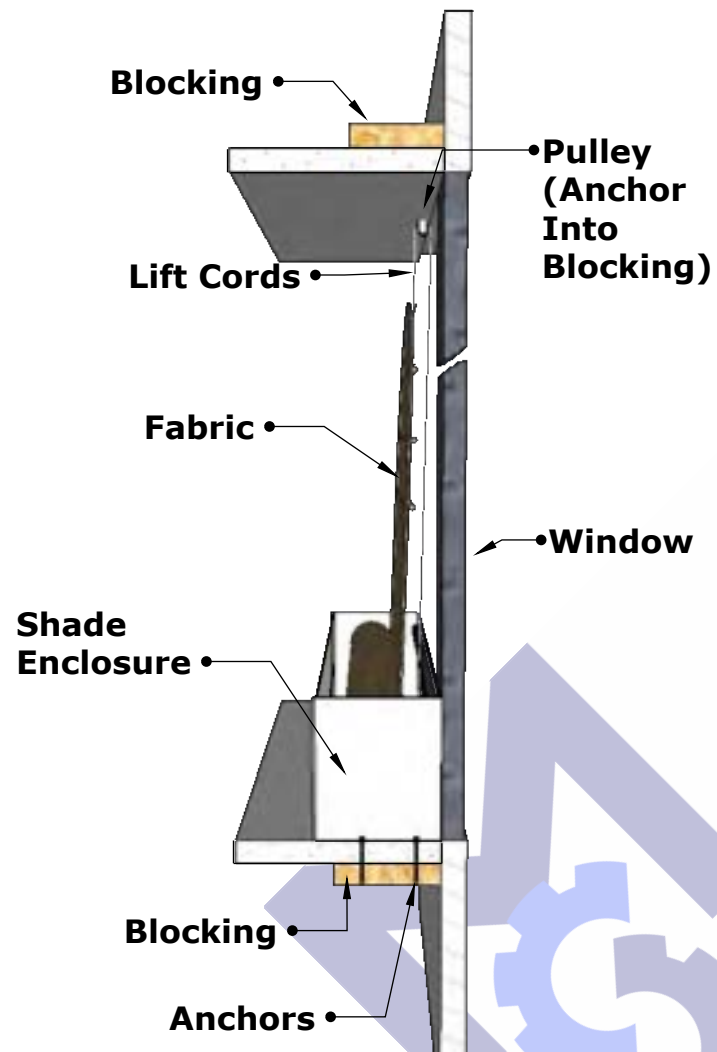
Bottom-Up Quarter Arch XL

Motorized
SOLUTIONS
866-446-6867

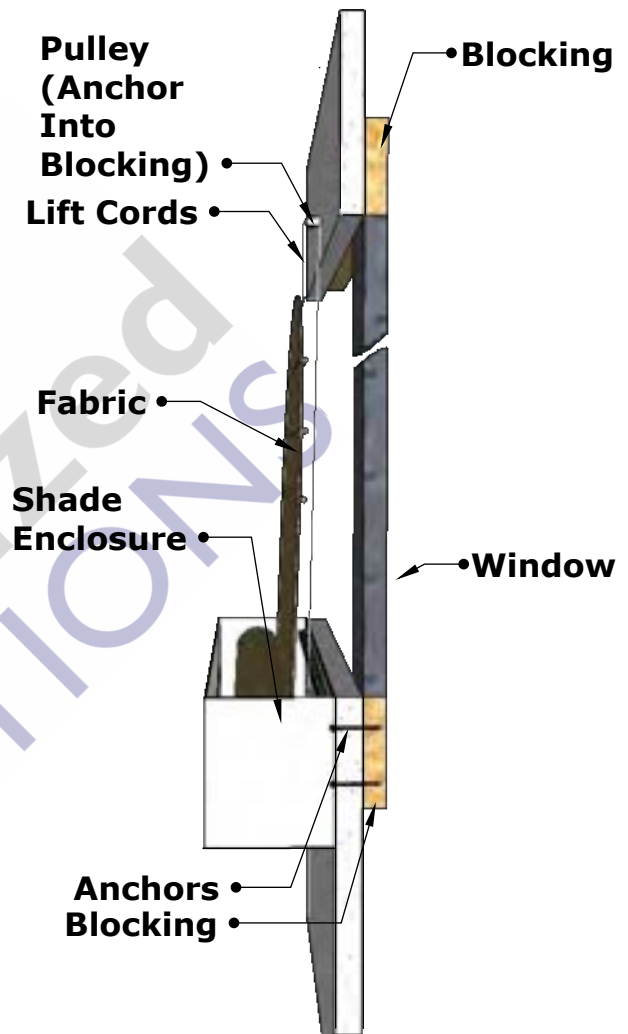
REVISIONS

	MM/DD/YY	REMARKS
1	--/--/--	...
2	--/--/--	...
3	--/--/--	...
4	--/--/--	...
5	--/--/--	...

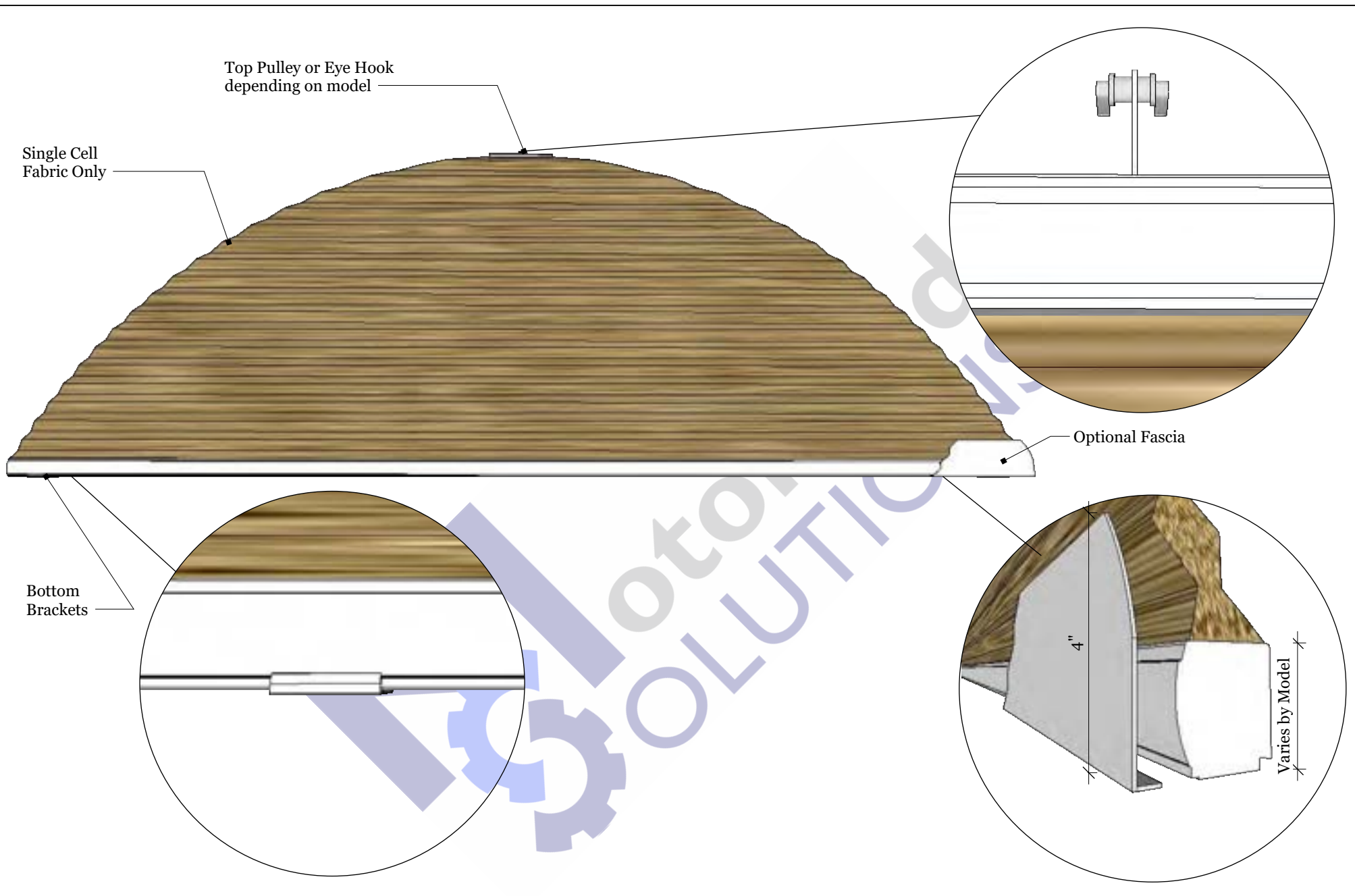
A 01



Inside Mount
Typical



Outside Mount
Typical



Arched Honeycomb Shades



REVISIONS		
	MM/DD/YY	REMARKS
1	--/--/--	...
2	--/--/--	...
3	--/--/--	...
4	--/--/--	...
5	--/--/--	...

A	01
---	----

HORIZONTAL BLINDS



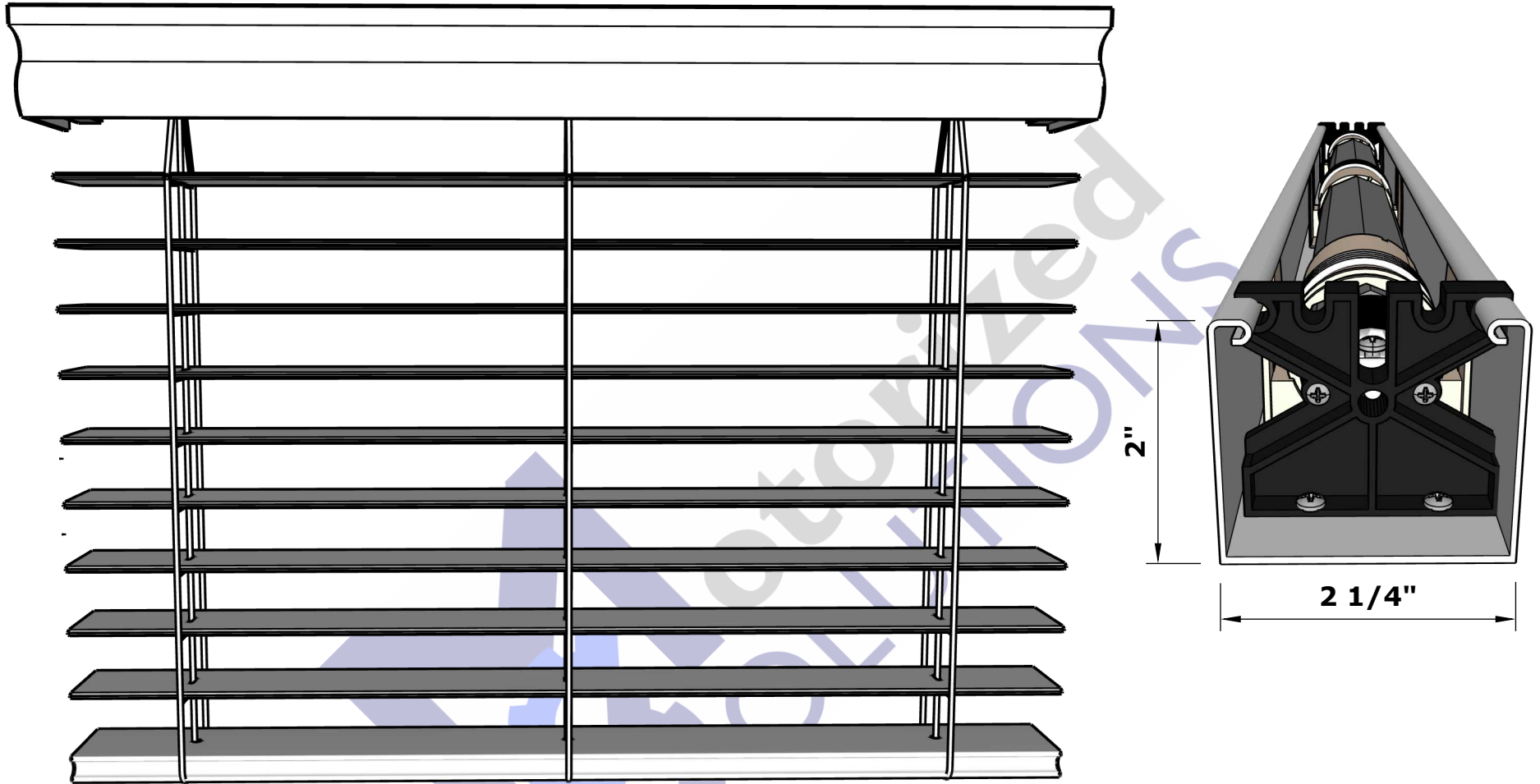
Horizontal blinds add traditional styling to any décor. Blinds are available in a variety of materials, slat sizes and finishes. Their ability to tilt, controlling the amount of ambient light from entering the room adds versatility and function to your windows.

DEL's motorized horizontal blinds are available as motorized lift and motorized tilt or motorized tilt only models.



ALUMINUM, WOOD AND FAUX WOOD BLINDS

BATTERY AND WIRED SIZE LIMITS: *Contact Customer Service for Size Limits*



Wood Blinds

Motorized Tilt and Motorized Lift

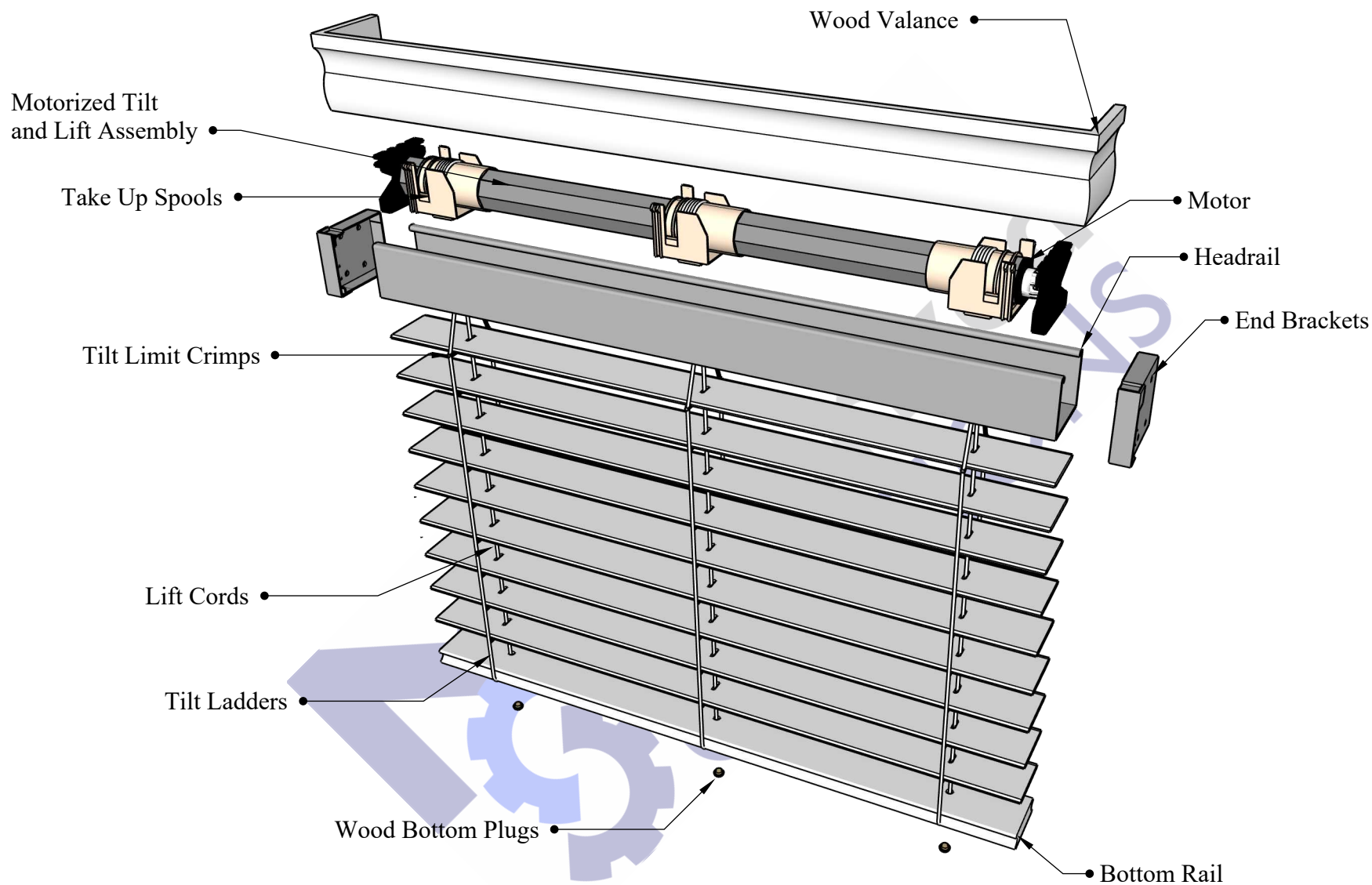


REVISIONS

	MM/DD/YY	REMARKS
1	--/--/--	...
2	--/--/--	...
3	--/--/--	...
4	--/--/--	...
5	--/--/--	...

1

A



Wood Blinds

Motorized Tilt and Motorized Lift



REVISIONS

	MM/DD/YY	REMARKS
1	--/--/--	...
2	--/--/--	...
3	--/--/--	...
4	--/--/--	...
5	--/--/--	...

2


A

ROMAN AND WOVEN SHADES

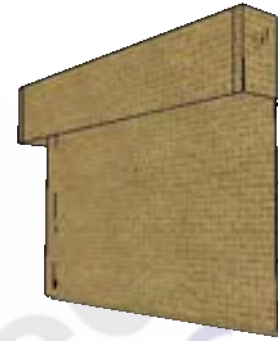


Roman shades are constructed using fabric and woven wood materials to provide a fluid, sculpted, soft line to accent any décor. They are available in an abundance of styles, pleats, and patterns. Roman shade materials are available in fabric, faux, grass, wood, bamboo, thatch, and natural fibers.

Design Options




Flat Roman
With Fabric Front No Valance



Flat Roman
With Fabric Back Valance Front


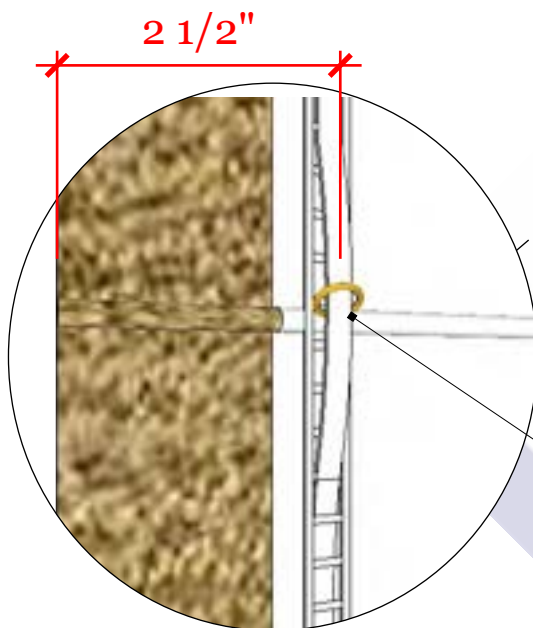
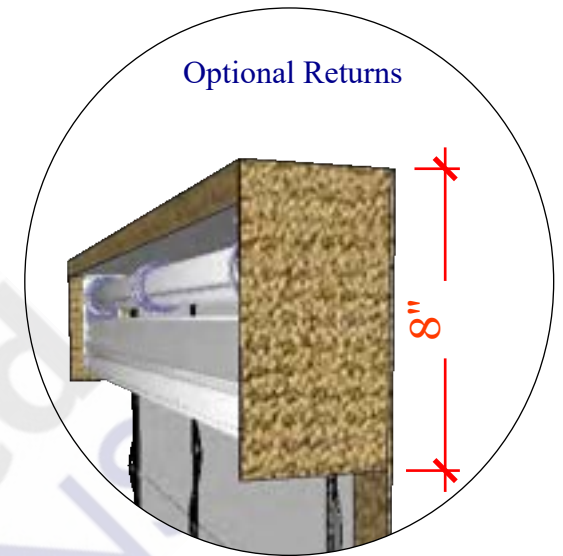
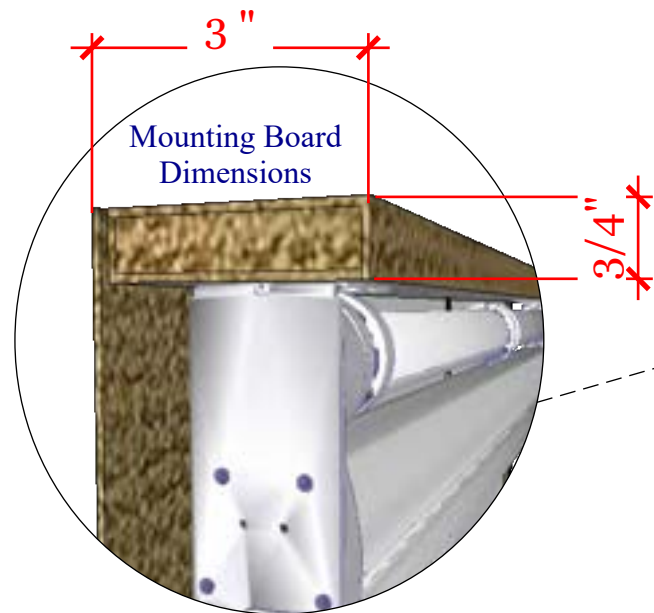


Hobbled Roman
With Fabric Front No Valance



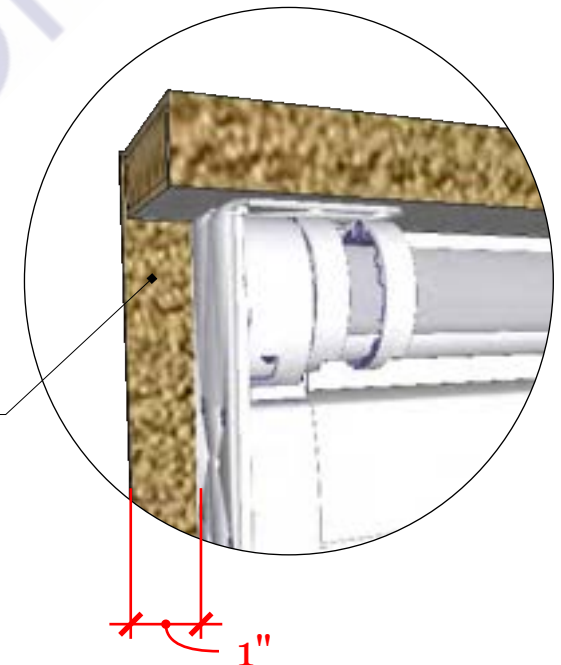
Hobbled Roman
With Fabric Back Valance Front

Note: Additional Roman styles are available including Austrian, Ribbed Front, and Soft Roman. Please send a picture of the Roman style you would like fabricated to our sales team for a custom quote.



Lutron recommends a space of 1" between the edge of the shade and beginning of the motorized assembly at each end.

The first set of rings are to be placed a minimum of 2 1/2" from each end.

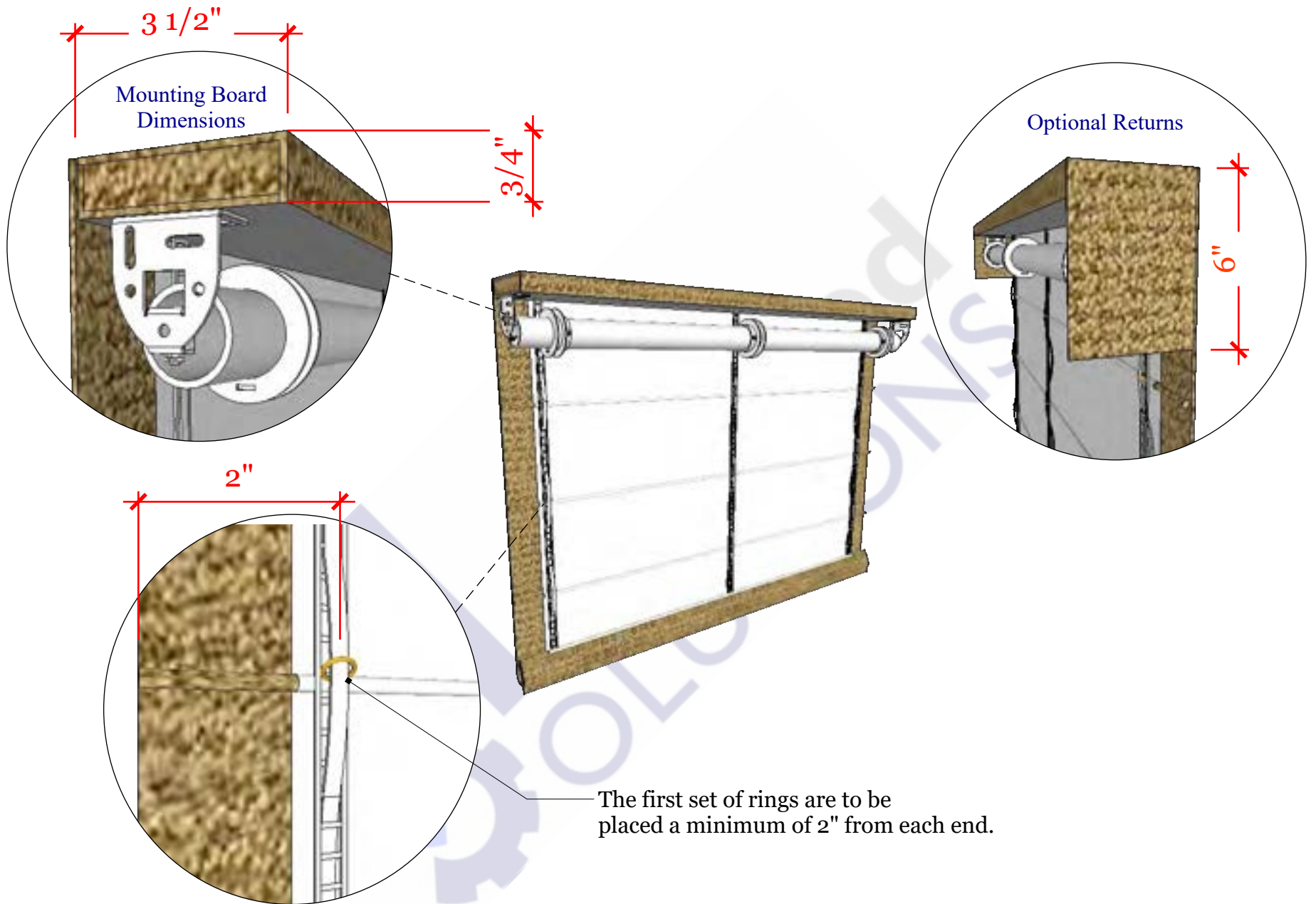


Triathlon Detail
(Flat Roman Fabric Front Depicted)

Motorized
SOLUTIONS
866-446-6867

REVISIONS

	MM/DD/YY	REMARKS
1	--/--/--	...
2	--/--/--	...
3	--/--/--	...
4	--/--/--	...
5	--/--/--	...

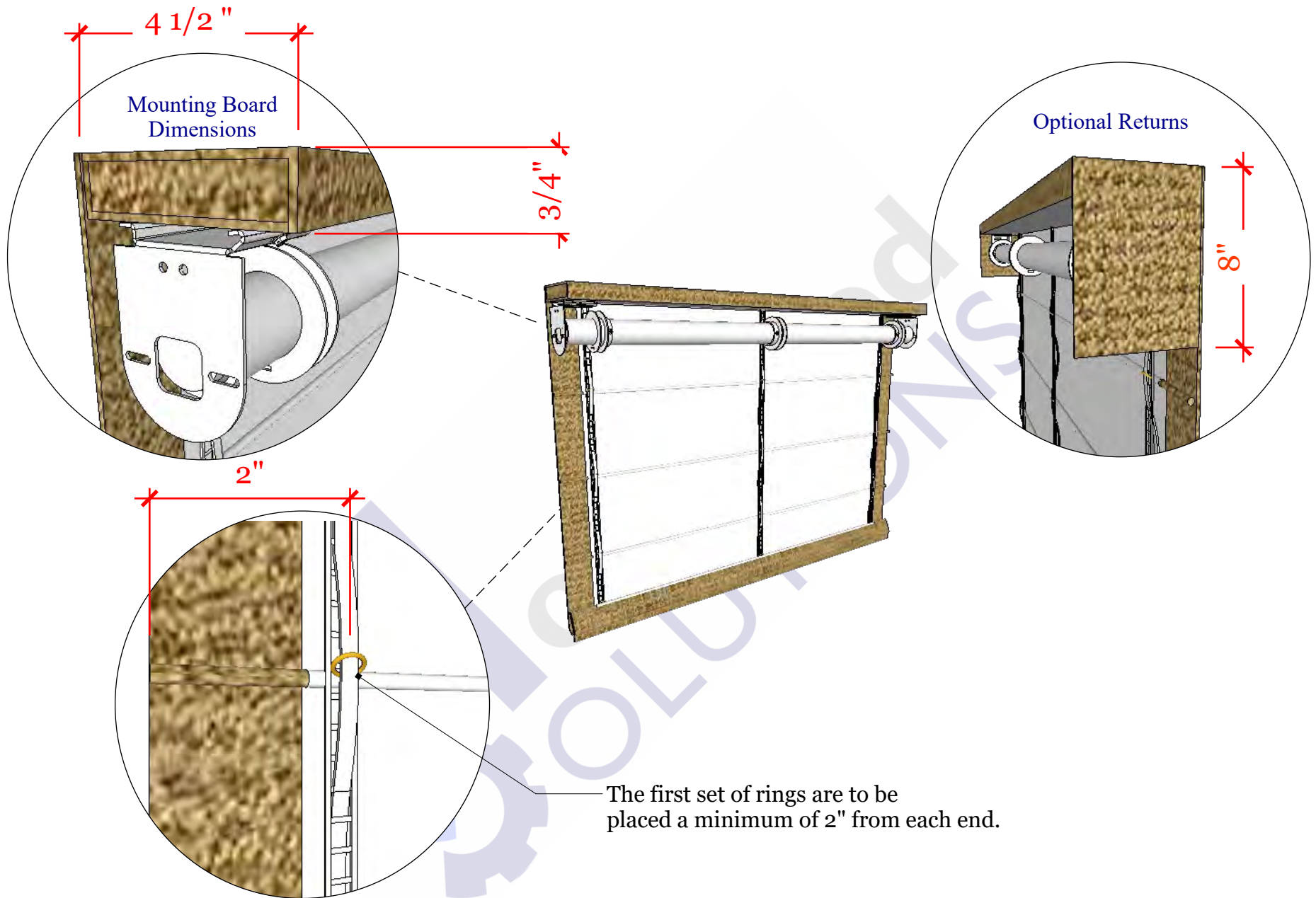


Roller 64 Detail (Flat Roman Fabric Front Depicted)

Motorized
SOLUTIONS
866-446-6867

REVISIONS

	MM/DD/YY	REMARKS
1	--/--/--	...
2	--/--/--	...
3	--/--/--	...
4	--/--/--	...
5	--/--/--	...



Roller 100 Detail (Flat Roman Fabric Front Depicted)

Motorized
SOLUTIONS
866-446-6867

REVISIONS

	MM/DD/YY	REMARKS
1	--/--/--	...
2	--/--/--	...
3	--/--/--	...
4	--/--/--	...
5	--/--/--	...

PerfectFit





Introducing the Motorized Solutions Perfect Fit series.

Perfect Fit takes a holistic approach to window treatment concealment. If attention to detail is your pursuit, then Perfect Fit is your solution!



The Perfect Fit Mud in Solutions for Roller Shades system has been designed to finish the edges of a custom pocket application.

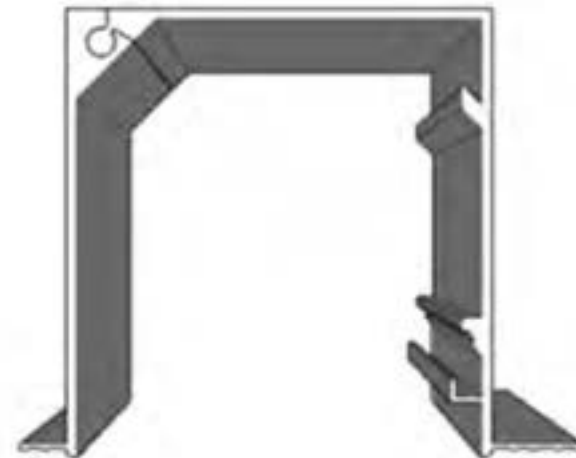


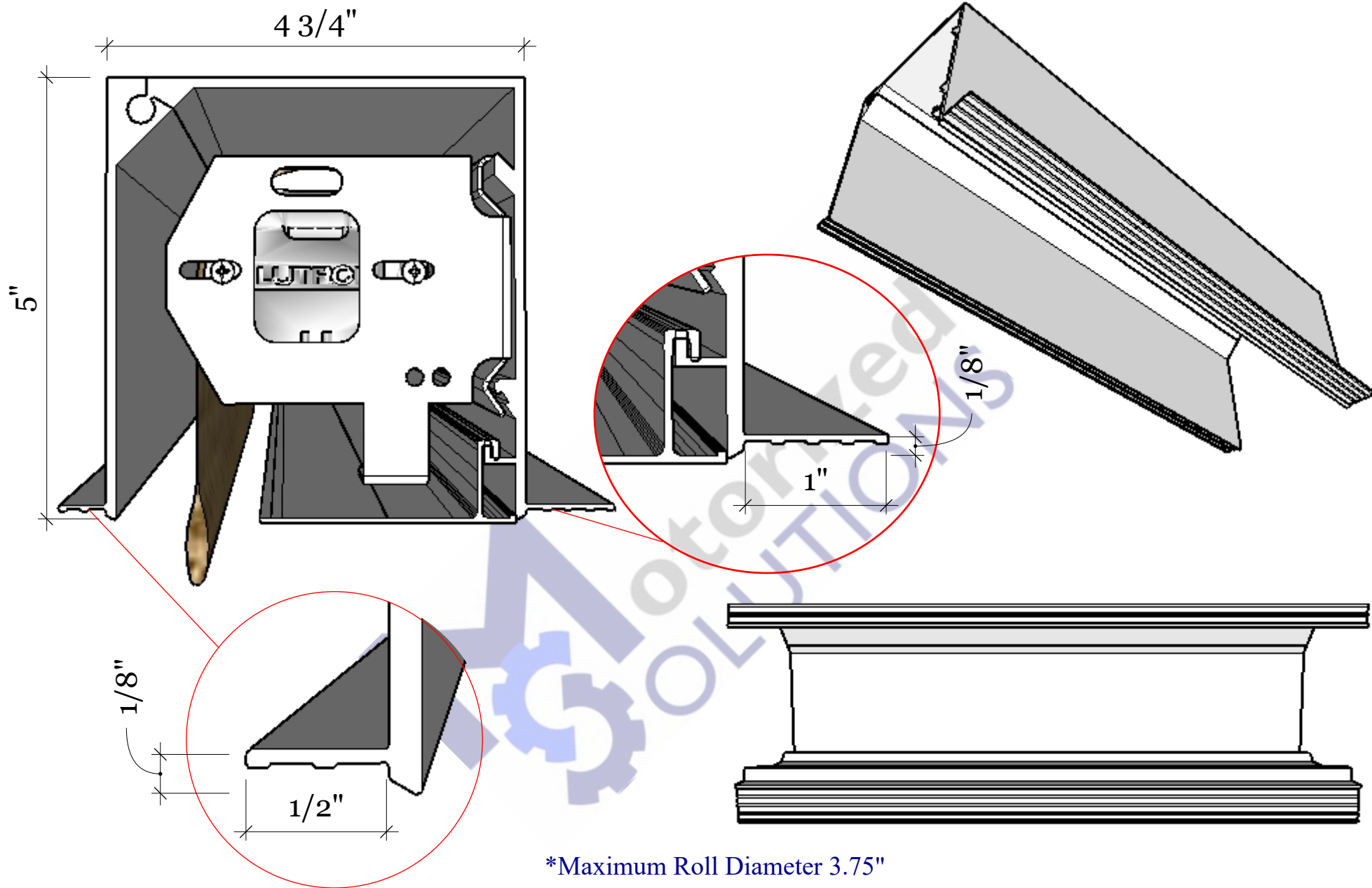
Install Shades to Perfection in Minutes

- The integrated bracket eliminates the need to install the shade bracket.
- No leveling of hangers to match ceiling line. The hanger is integrated into the pocket extrusion.
- Mud in Pocket pre-made Inside and Outside corners connect, and are seamless once mud in.
- Mud in End Caps ensure every opening is finished square.

Easily cut and trim the pocket with a standard miter saw

- Mud in Pocket was designed modular, allowing the pocket to be disassembled so that it can be cut without the need of a large saw.





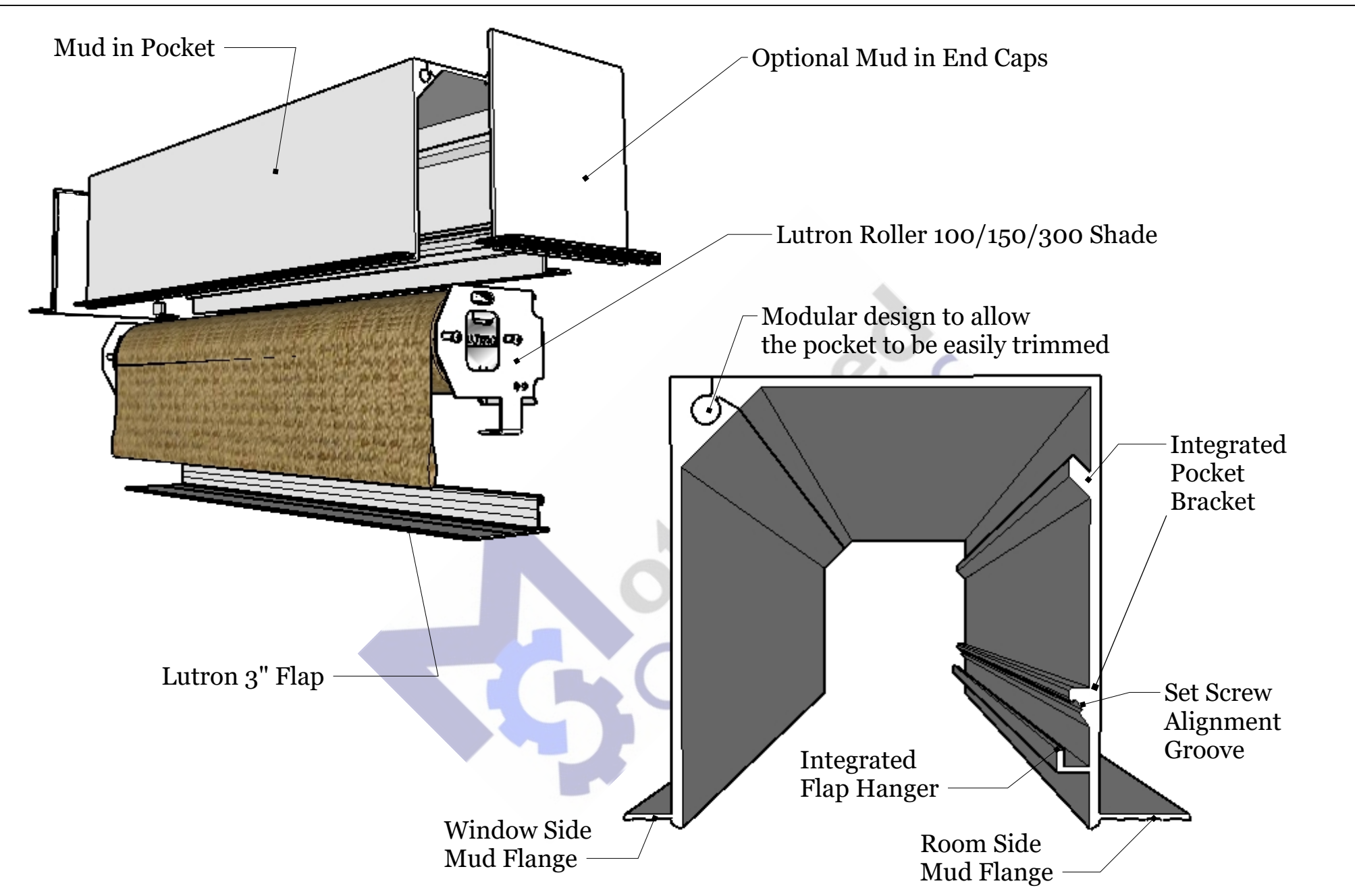
PerfectFit
Mud in Pocket

Motorized
SOLUTIONS
866-446-6867

REVISIONS

	MM/DD/YY	REMARKS
1	01/05/2024	Dimension Page
2	--/--/--	...
3	--/--/--	...
4	--/--/--	...
5	--/--/--	...

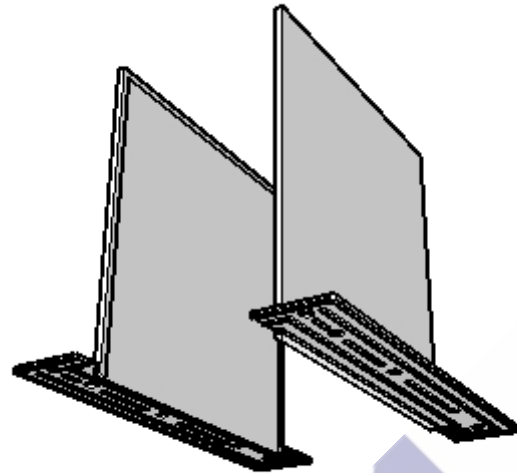
A 01



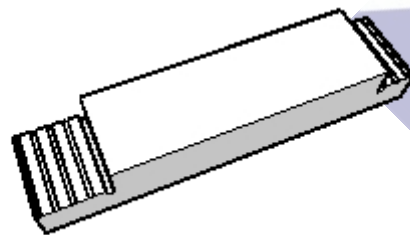
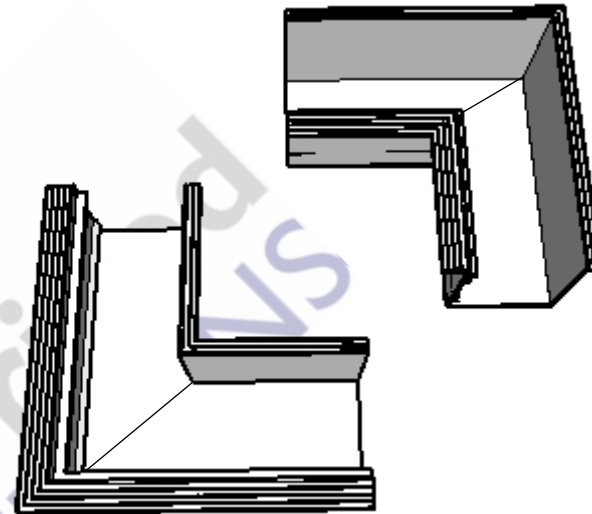
REVISIONS		
	MM/DD/YY	REMARKS
1	01/05/2024	Detail Page
2	--/--/--	...
3	--/--/--	...
4	--/--/--	...
5	--/--/--	...

Optional Accessories

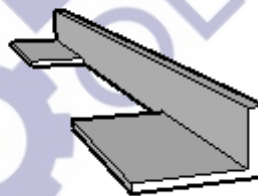
Mud in End Caps



90 Degree Inside and Outside Corners



Spacing Caps
Squares the pocket during assembly



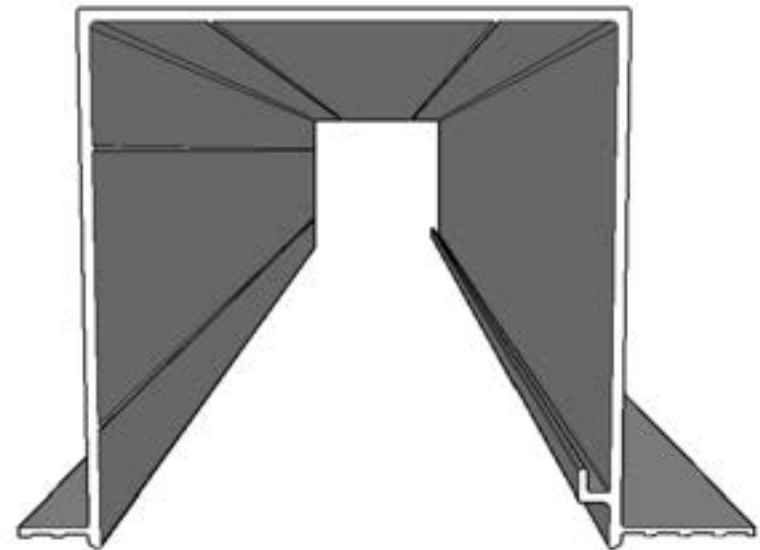
Flap Shims
Fine tunes the flap angle

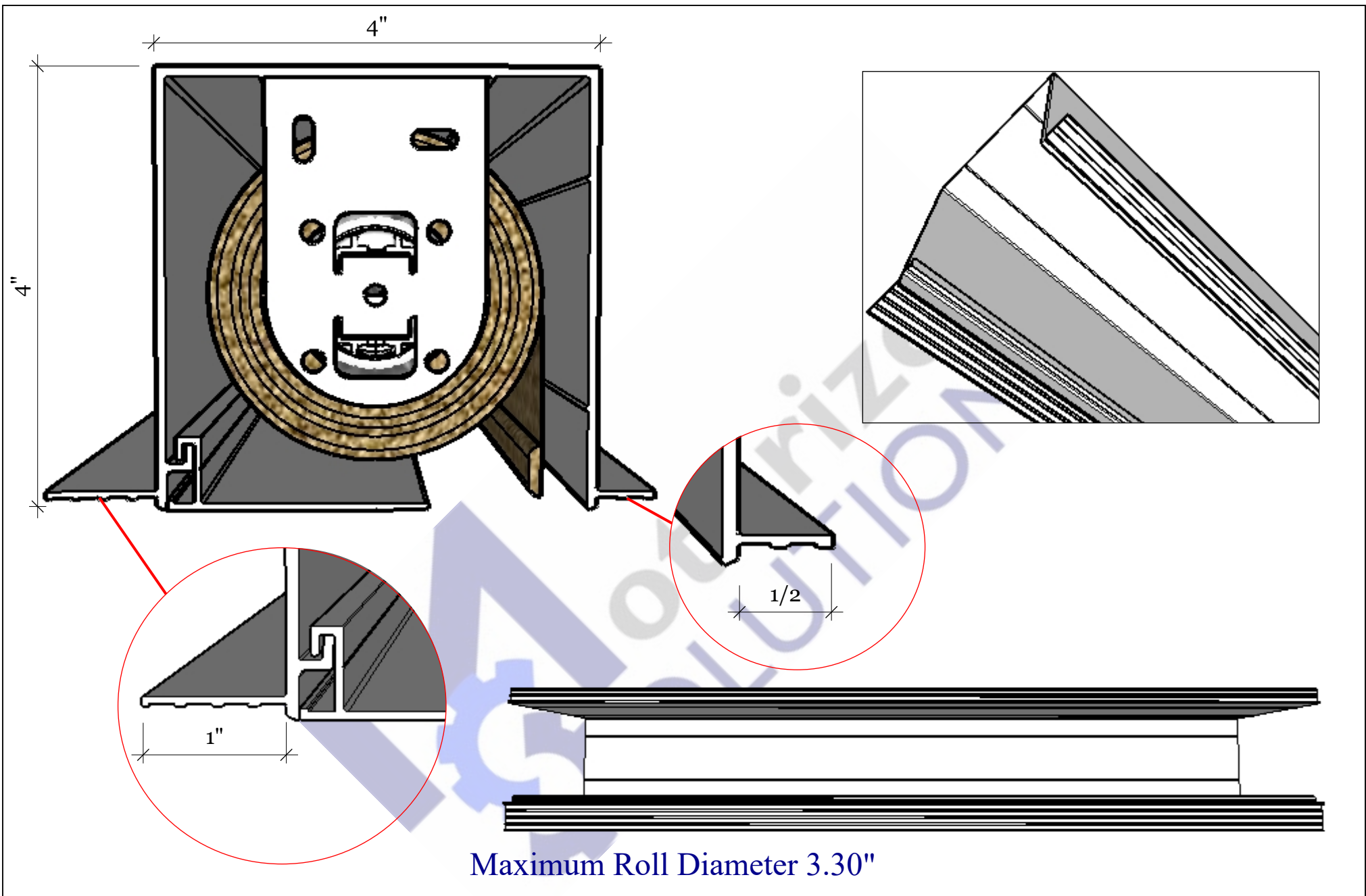


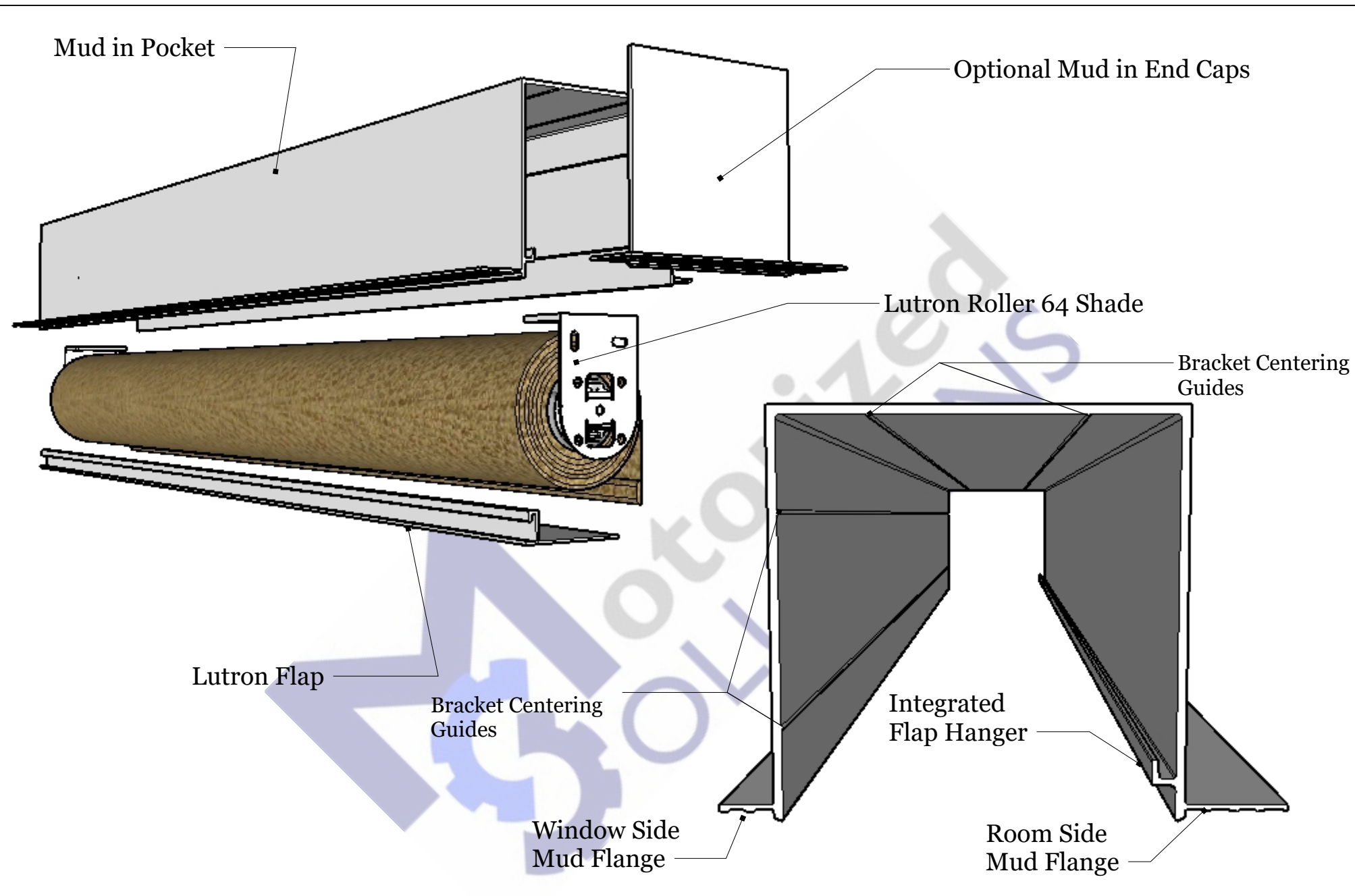
Drilling Guide
Marks the hole and drill angle for the shade set screw

A Simplistic Shade Pocket System

- Integrated flap hanger reduces installation time.
- Integrated bracket centering guides eliminate the need to center the shade in the pocket.
- Mud in end caps complete the fit and finish.
- 90 degree inside and outside corners.



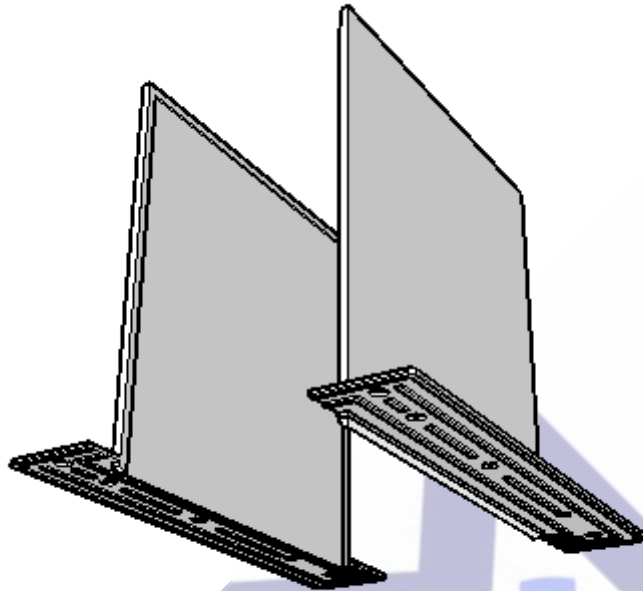




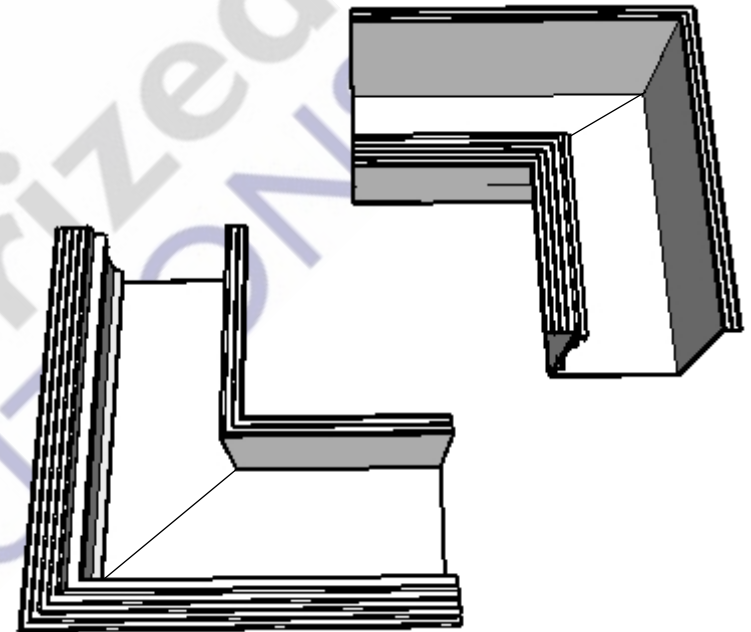
REVISIONS		
	MM/DD/YY	REMARKS
1	--/--/--	...
2	--/--/--	...
3	--/--/--	...
4	--/--/--	...
5	--/--/--	...

Optional Accessories

Mud in End Caps



90 Degree Inside and Outside Corners



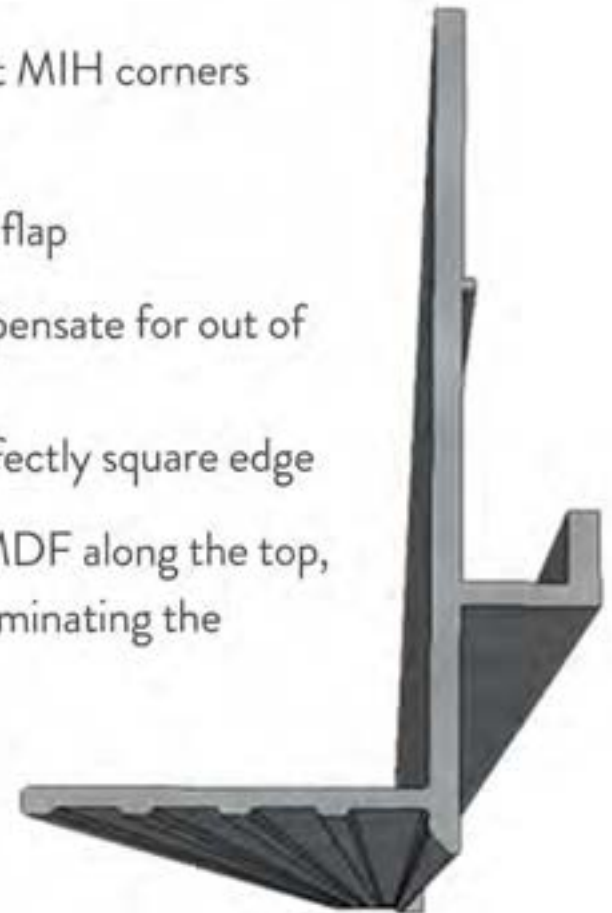
REVISIONS		
	MM/DD/YY	REMARKS
1	01/05/2024	Accessory Page
2	--/--/--	...
3	--/--/--	...
4	--/--/--	...
5	--/--/--	...

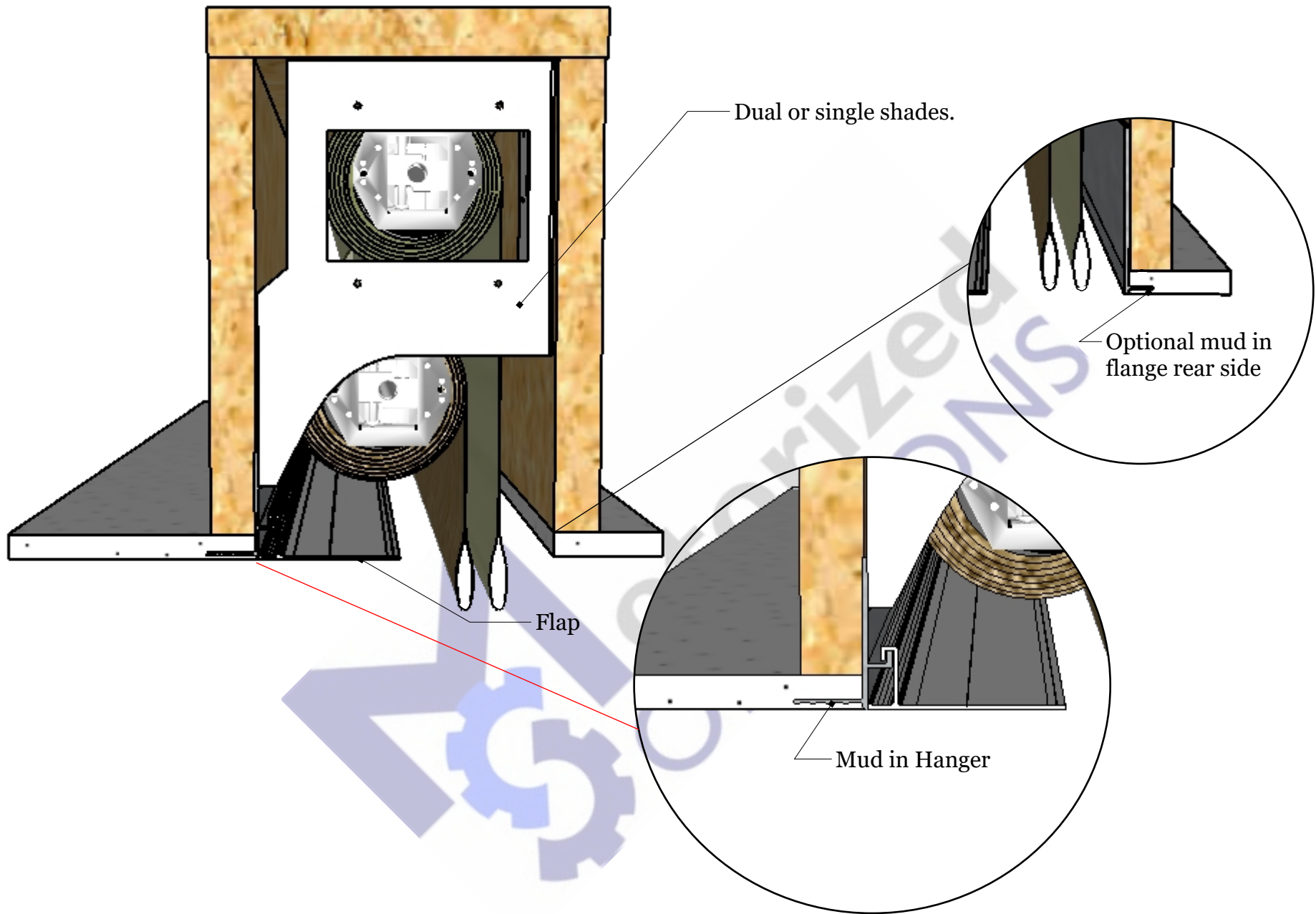
Reduce Installation Time!

- You are guaranteed to have the proper depth using the Perfect Fit MIH corners
- No leveling of hanger
 - The hanger is installed during construction. Simply hook on the flap
- No more mitering or feathering of the flap at the corners to compensate for out of square cavities
 - By using the Perfect Fit MIH corner, you are guaranteed a perfectly square edge
- By having the builder construct the cavity with solid plywood or MDF along the top, simple wood screws can be used to anchor the shade brackets, eliminating the possibility of blocking not being in place

Various sizes available

- MIH connects together to seamlessly form any width.
- The hanger is designed for Lutron 2", 3", and 5" flap
- The corners are available in 3.5", 4.75", 6", and 7" depths
(custom sizes are available upon request)





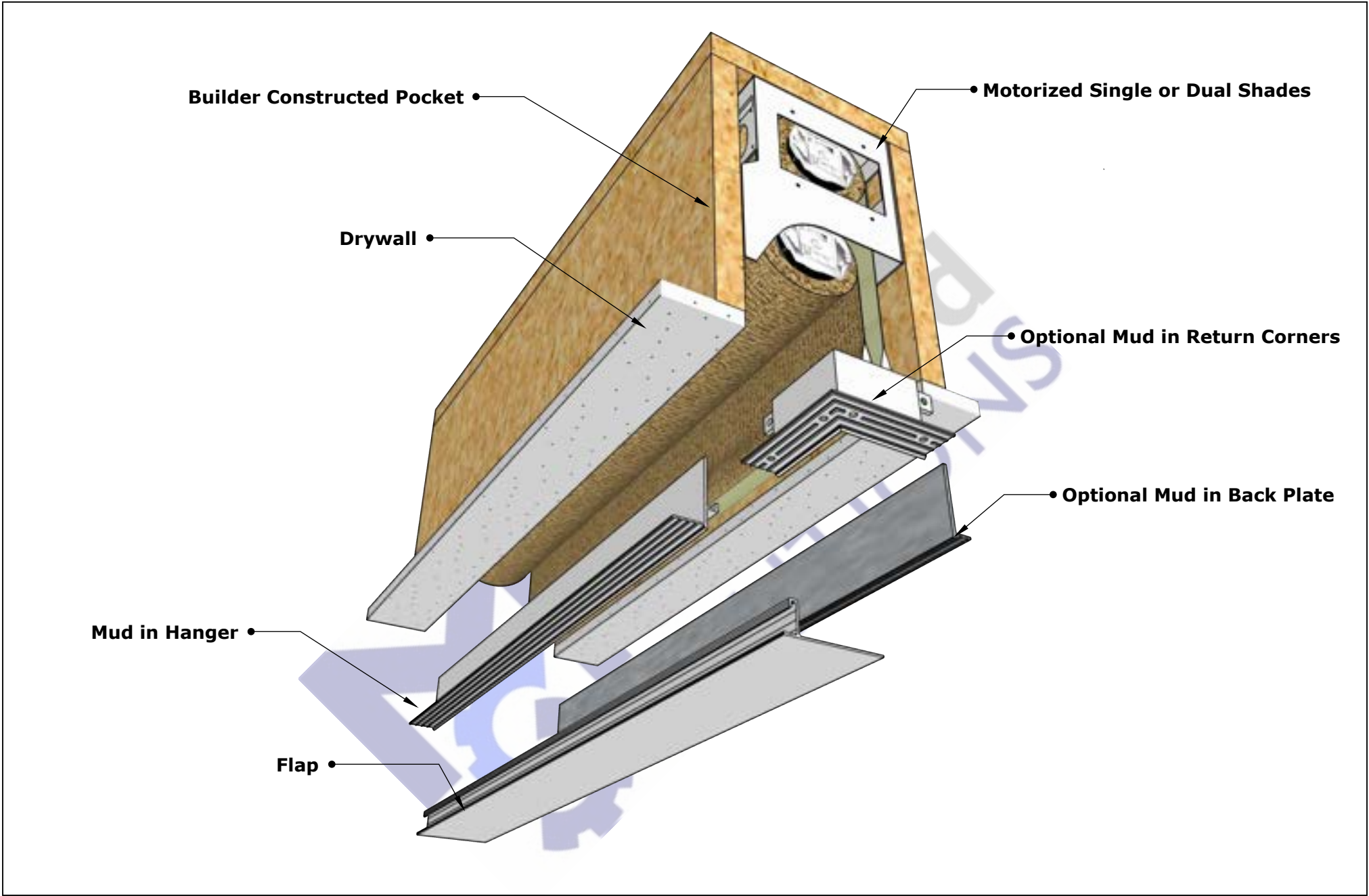
PerfectFit
Mud in Hanger

Motorized
SOLUTIONS
866-446-6867

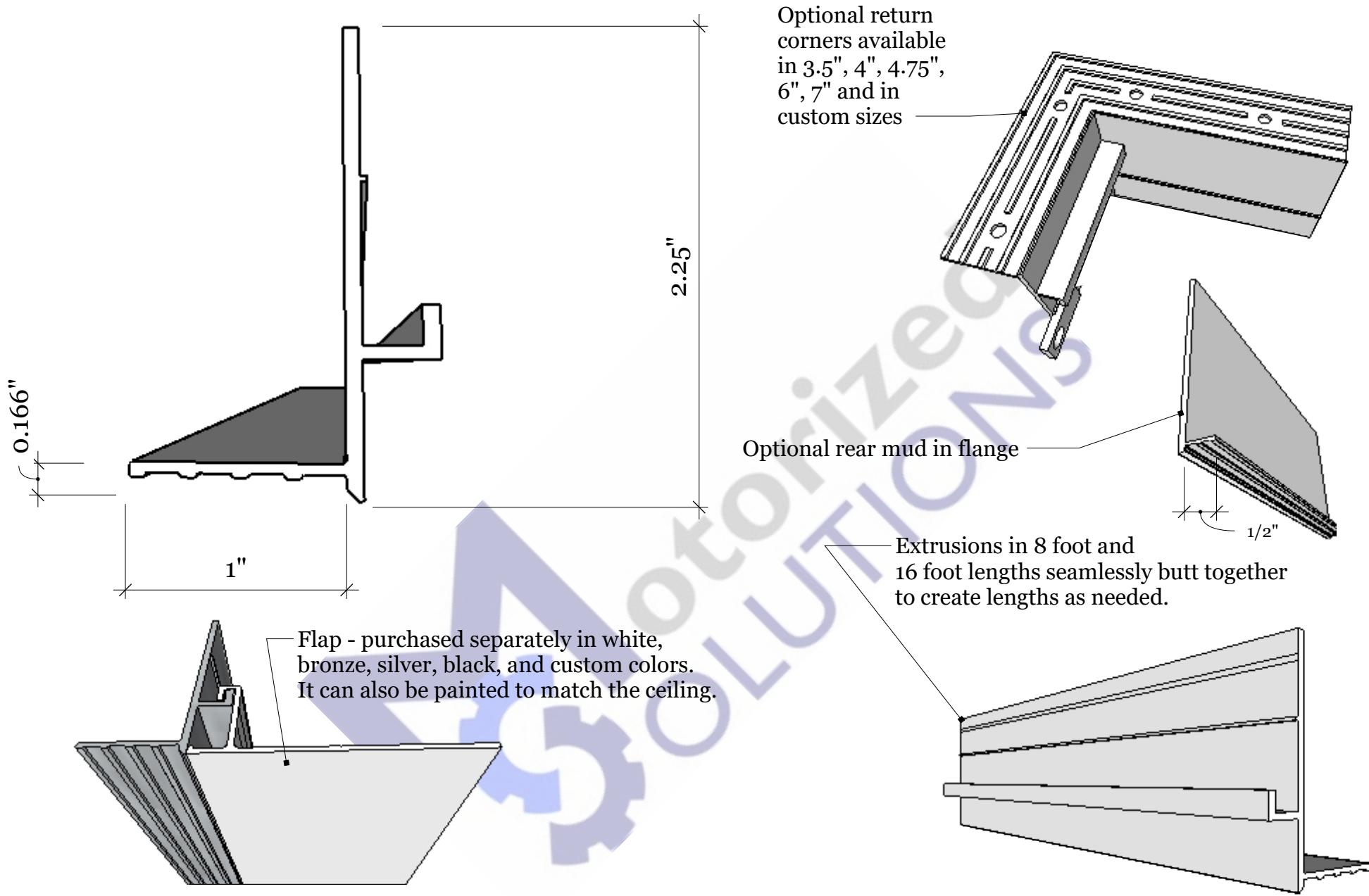
REVISIONS		
	MM/DD/YY	REMARKS
1	--/--/--	...
2	--/--/--	...
3	--/--/--	...
4	--/--/--	...
5	--/--/--	...

01

A



REVISIONS		
	MM/DD/YY	REMARKS
1	--/--/--	...
2	--/--/--	...
3	--/--/--	...
4	--/--/--	...
5	--/--/--	...

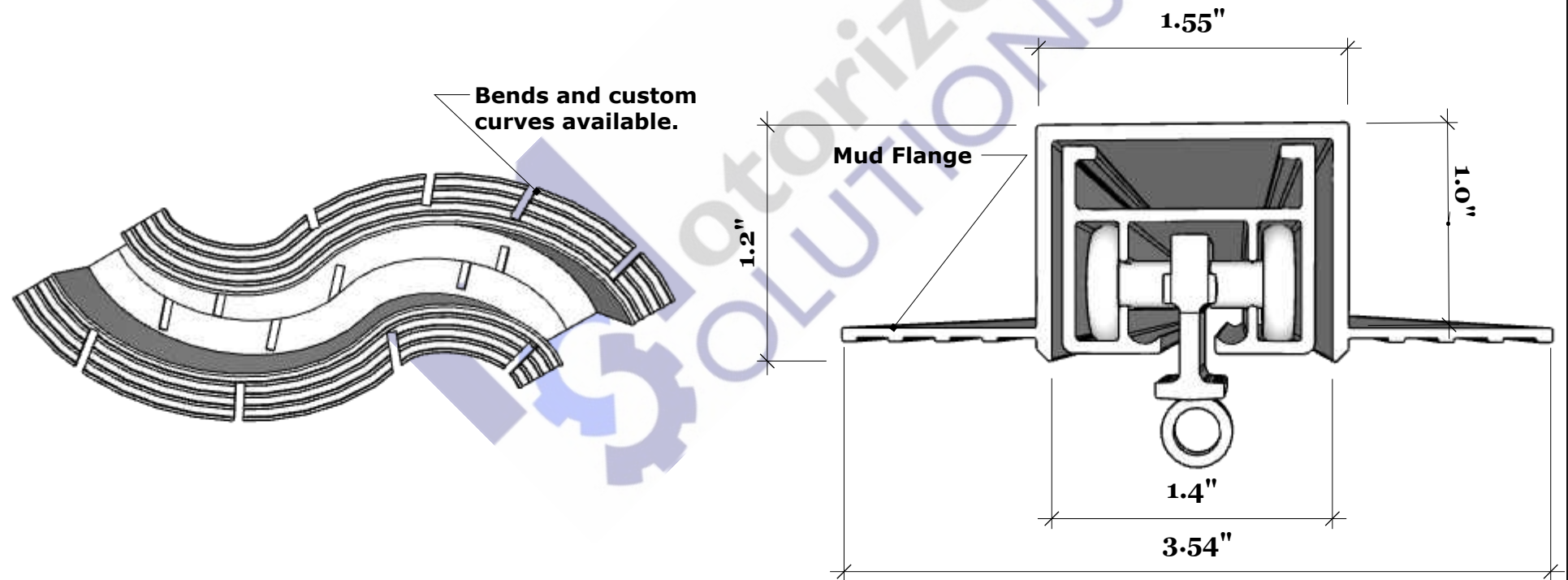
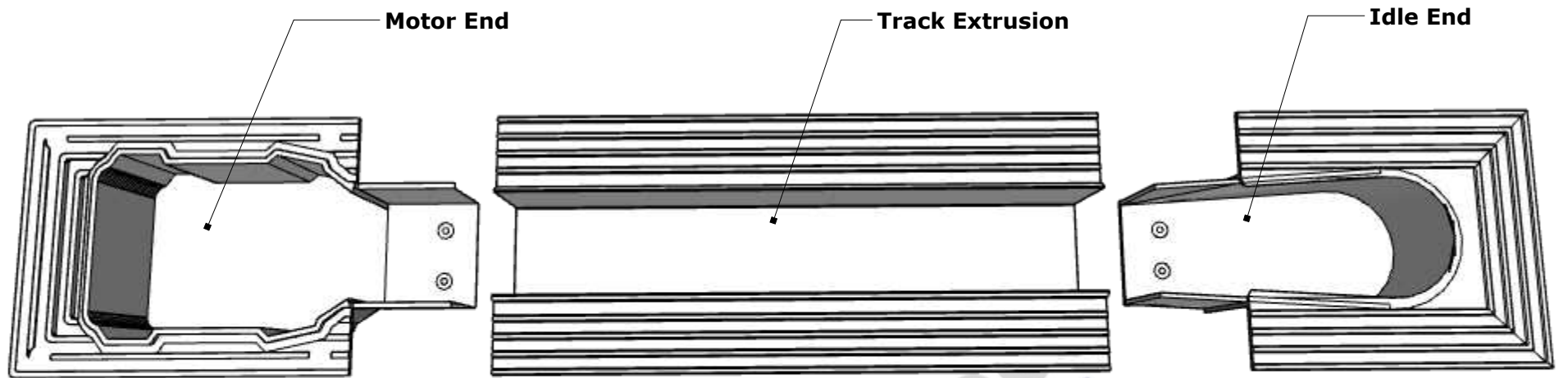


REVISIONS		
	MM/DD/YY	REMARKS
1	12/30/2022	...
2	--/--/--	...
3	--/--/--	...
4	--/--/--	...
5	--/--/--	...

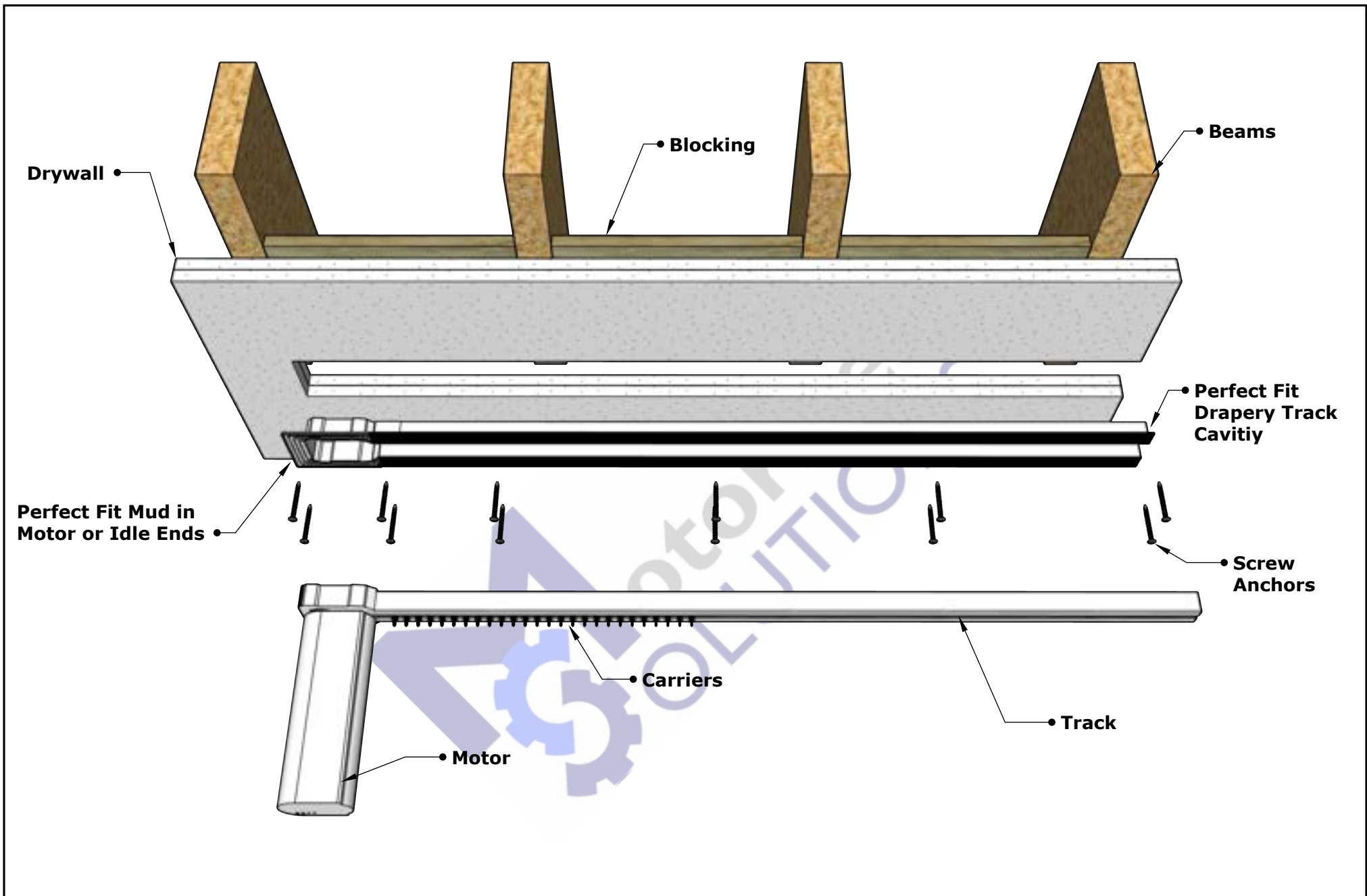
DTC has been engineered for function.

The system provides a perfectly contoured recess for your motorized drapery track and allows for a true, uninterrupted, floor-to-ceiling drapery.

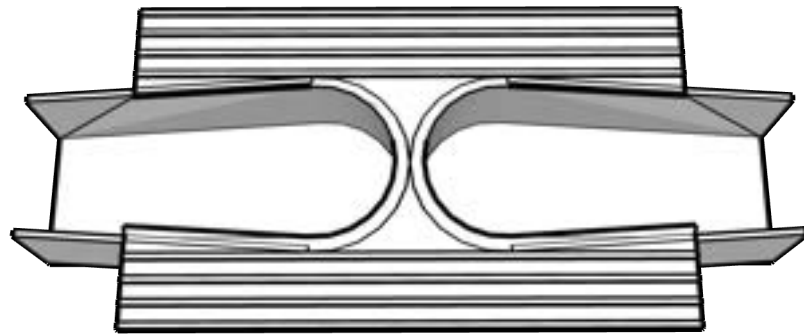




REVISIONS		
	MM/DD/YY	REMARKS
1	12/30/2022	...
2	--/--/--	...
3	--/--/--	...
4	--/--/--	...
5	--/--/--	...



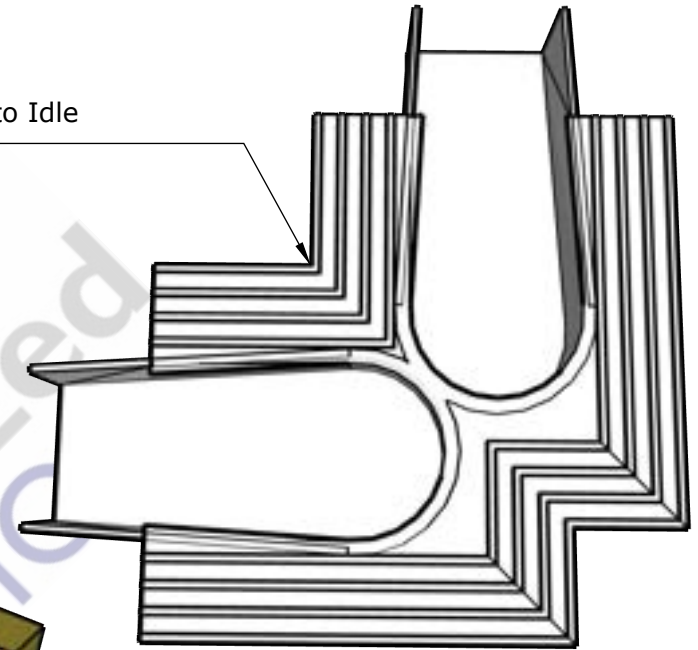
Optional Motor and Idle End Configurations



• **Tandem**

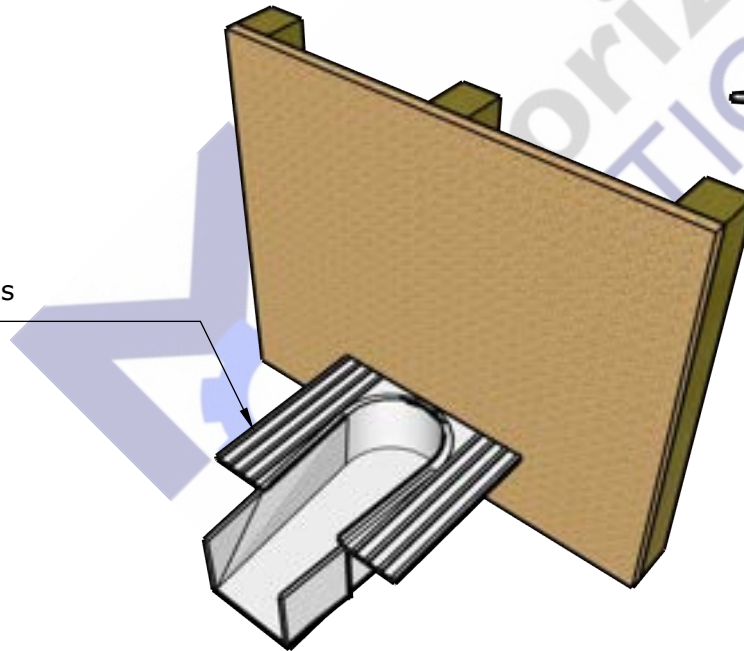
Inside Corners

Motor to Motor and Idle to Idle models are available •



Inside Mount

Motor and Idle models are available •



REVISIONS		
	MM/DD/YY	REMARKS
1	--/--/--	...
2	--/--/--	...
3	--/--/--	...
4	--/--/--	...
5	--/--/--	...

MOTORIZED SOLUTIONS PARTS: MUD IN POCKET JUNIOR



Perfect Fit
Mud in Pocket Junior



*A mud in pocket system engineered for smaller shades. The mud in design ensures a crisp, clean transition to the drywall ceiling.

Perfect Fit
Mud in Pocket Junior End Cap



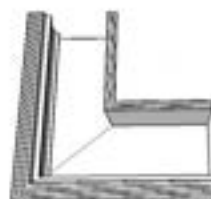
*Mud in end caps for the Mud in Pocket Junior system.

Perfect Fit
Mud in Pocket Junior Regular
Roll Inside Corner or Reversed
Roll Outside Corner



*A perfect 90 degree inside corner used where shades meet, eliminating the need to miter the pocket.

Perfect Fit
Mud in Pocket Junior Reversed
Roll Inside Corner or Regular
Roll Outside Corner



*A perfect 90 degree outside corner used where shades meet, eliminating the need to miter the pocket.

MOTORIZED SOLUTIONS PARTS: MUD IN POCKET



Perfect Fit
Mud in Pocket



*A mud in pocket system with integrated bracket. Mud in Pocket ensures a clean transition from the drywall ceiling edge to the shade cavity.

Perfect Fit
Mud in Pocket End Cap



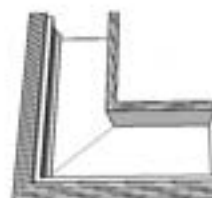
*A mud in end cap for the Mud in Pocket system.

Perfect Fit
Mud in Pocket Regular Roll
Inside Corner or Reversed Roll Outside Corner



*A perfect 90 degree inside corner used where shades meet, eliminating the need to miter the pocket.

Perfect Fit
Mud in Pocket Reversed Roll
Inside Corner or Regular Roll Outside Corner



*A perfect 90 degree outside corner used where shades meet, eliminating the need to miter the pocket.

MOTORIZED SOLUTIONS PARTS: MUD IN DRAPERY TRACK CAVITY



Perfect Fit
Recessed Drapery Track Cavity



*Seamlessly allows drapery tracks to be recessed into the ceiling

Perfect Fit
Recessed Drapery Track Cavity Bend



*Radius bend for recessed cavity

Perfect Fit
Bendable Drapery Track Cavity




*This is a two-piece bendable Perfect Fit cavity that allows you to create custom curves and bends

MOTORIZED SOLUTIONS PARTS: MUD IN DRAPERY TRACK CAVITY



Perfect Fit
Recessed Drapery Track Ends



*Motor and idle end for the above

Perfect Fit
DTC Inside Corner Ends



*Drapery Track Cavity ends for inside corners. Available in Motor to Motor and Idle to Idle configurations.

Perfect Fit
DTC Tandem Ends



*Drapery Track Cavity ends for tandem and inline applications. Available in Motor to Motor and Idle to Idle configurations.

Perfect Fit
DTC Inside Mount Ends



*Drapery Track Cavity ends for inside mount applications where the track will butt to a vertical surface, requiring no mud flange be used on the outside edge.

MOTORIZED SOLUTIONS PARTS: INSTALLATION TOOLS



Perfect Fit
Drapery Track Cavity
Centering Tool



*This tool is used to help center Lutron drapery tracks

Perfect Fit
Drapery Track Cavity
Dimension Tool



*This tool is used when installing custom curved Drapery Track Cavities to ensure even track spacing.

Perfect Fit
Mud in Pocket Drilling Guide



*The Mud in Pocket Drilling Guide ensures the proper angle when drilling the pilot hole for the bracket set screw.

Perfect Fit
Mud in Pocket Spacer Block



*The Mud in Pocket spacer block tool squares the pocket during the installation.

MOTORIZED SOLUTIONS PARTS: **MISCELLANEOUS**



Bottom-up flap support



*Supports the pocket flap in bottom-up applications

Compresso



Compresso condensed space dual bracket allows a dual Lutron roller 100/150/300 shade to fit in a 6.5" X 9" pocket.

Spring assembly



*Constant tension spring units

Spring assembly pocket



*Pocket for the above

MOTORIZED SOLUTIONS PARTS:

MISCELLANEOUS



Bottom-up side channel transition



*Allows the fabric to transition out of the pocket and into the side channel on bottom-up applications

Roman shade tape reel for roller 64 and 100 tube



*Tape and safety shroud is also available

Manual drapery track



*Manual track for pinch pleat and Ripplefold draperies that closely matches the Lutron drapery track form.



Our MISSION

Motorized Solutions is committed to providing our clients with the most innovative, high-quality automated window treatments in the industry, coupled with a superior customer service experience.

- We are guided by core values that are shared by every member of our team
- We are dedicated to building long-term client relationships
- We will help inspire, educate, and problem solve for our clients
- We value the trust our clients have placed in us and continuously strive to exceed their expectations



About Us

MOTORIZED SOLUTIONS

Motorized Solutions is proud to offer the most innovative window treatments in the industry since 1976.

Founded in the 1940's as an exclusive custom upholstery company, we have the ingrained passion to perform each project with precision. Our strive for perfection has enabled us to become Lutron's premier residential dealer and the first window treatment dealer inducted into the Lutron Hall of Fame.



Innovations IN MOTORIZED SOLUTIONS



Motorized Solutions®

Toll Free: 866.446.6867

motorizedsolutions.com

info@motorizedsolutions.com